


# Orthopaedic In- Training Examination (OITE) Technical Report 2023

---



PREPARED BY THE AMERICAN ACADEMY OF ORTHOPAEDIC SURGEONS

## Executive Summary

The 2023 Orthopaedic In-Training Examination (OITE) was administered to 5,049 residents across 237 national and international orthopaedic residency programs from November 3, 2023 through November 12, 2023. The OITE is a 275-item, multiple choice, computer-based examination that covers 10 content domains representative of the established principles and conventional procedures and treatment modalities in orthopaedic surgery. Since 2020 the AAOS has hosted two proctored administration models: in-person group testing and remote testing.

Scoring and reporting is conducted by the American Academy of Orthopaedic Surgeons and results are made available to the residency program directors for dissemination to the residents. Score reports include overall program performance, program year (PGY) performance and examinee performance. In 2020, the AAOS adopted a new standard for performance comparisons at all levels (program, PGY, and individual) to better align with the direction of education in US orthopaedic residency programs. To maintain equity in the comparison of performance outcomes and percentiles, the Accreditation Council for Graduate Medical Education (ACGME)-accredited orthopaedic residency programs were used as the reference group. All score comparisons and percentiles point to the ACGME-accredited program results and all programs (domestic and international) are compared to the same reference group.

Since 2020, the AAOS and the American Board of Orthopaedic Surgery (ABOS) have collaborated on the development of a collection of examination items that were included on both the 2023 ABOS Part I Certifying Examination and the 2023 AAOS OITE. The purpose of including a set of common items on both examinations was to identify the score on the 2023 OITE that predictively corresponds to the minimum passing performance level on the ABOS Part I Certifying Examination. The score estimate is based on a relatively small sample of shared items and is not intended to be predictive of future performance on the ABOS Part I Examination but serve as a rough benchmark to help guide education and examination preparation.

## Test Specifications

### Purpose

The purpose of the Orthopaedic In-Training Examination (OITE) is to provide evidence of the orthopaedic surgeon's scope of knowledge throughout their training in support of educational advancement. Since 1963, the American Academy of Orthopaedic Surgeons (AAOS) has developed the Orthopaedic In-Training Examination (OITE) to

assess resident knowledge in ten primary content domains as defined by the OITE blueprint.

## Intended Population

The OITE is made available to all United States Accreditation Council for Graduate Medical Education (ACGME) and American Osteopathic Association (AOA) accredited orthopaedic residency programs as well as Canadian and International (outside North America) programs by request.

The examination is utilized throughout the 5 post-graduate years (PGY) representative of the ACGME training criteria. However, among other groups (International), the number of PGYs may vary.

## Blueprint

The OITE content consists of 10 primary subject matter domains as outlined in the blueprint (**Table 1**). The content distribution is aligned with historical examinations and is reviewed annually by the Education Assessments and Examinations Committee. This blueprint was adopted in 2020 and was developed by the American Board of Orthopaedic Surgery.

**Table 1** 2023 OITE Content Domains and Distribution

Domain	Proportion of Scored Exam
Basic Science	11%
Foot & Ankle	9%
Hand & Wrist	9%
Hip & Knee	18%
Oncology	7%
Pediatrics	11%
Shoulder & Elbow	8%
Spine	10%
Sports Medicine	7%
Trauma	10%

## Examination Overview

### Subject Matter Experts

Physician subject matter experts (SMEs) are appointed to the OITE Examination Committee by the Committee Appointment Program Committee, then ratified by the Board of Directors. The appointments cover a 3-year term and committee members may request reappointment near the end of their first term. SMEs are routinely surveyed regarding their focused expertise and every attempt is made to align a physician's area of practice with appropriate content in the OITE. Based upon the content needs,

assignments are issued to the SME groups. All SMEs receive training in item development focusing on the AAOS' style for item writing as well as best practice design recognized by the standards in place for high-stakes and educational testing. <sup>1</sup> **Appendix A** lists the SME contributors and reviewers for the 2023 OITE.

### Item Development

SMEs author items in the AAOS item bank and authoring tool. Item writers complete their assignments in the tool and must provide detailed summaries of the topics covered in support of content validity. At least two current, relevant and peer reviewed/recognized sources of reference are required for each test item as well as an in-depth discussion explaining the justification for the correct/best answer and explanation addressing the incorrect answer options. The extensive validation of each item provides the foundation for the content validity of the examination and supports the fundamental purpose of the OITE, considering the educational aspects of orthopaedic residency training.

Items are reviewed by the examination sub-committees prior to convening as a group to make decisions and recommendations regarding each item. The SME sub-committee members individually enter comments and suggestions for each set of items they are assigned to review. The group then meets to address the collective comments and makes final edits to items worthy of retaining and including in the examination. On occasion, items are sent back to the authors for additional components (images, expanded discussion) and are reviewed upon completion of the requested additions. Each item is coded to a content domain and cognitive level and validated during the review process.

After the set of items for each domain has undergone a series of reviews, a smaller committee (OITE chair and leads in each subject area domain) convene to assemble and approve the final form of the OITE. Currently, only one form is used across all PGY programs.

Similar development and review processes are followed for the collection of items shared by the ABOS Part I examination and the OITE. Each item is reviewed by a group of subject matter experts, revised as needed and coded to the appropriate content domain. The shared items included in the examination are mapped to the OITE blueprint in consideration of the required overall compliance with content distribution.

### Item Formats

OITE item format is traditionally four-part multiple-choice, with a single correct/best response key and three compelling distractors (non-correct options). The items may be presented as short clinical cases (vignettes) or straightforward knowledge-based content. SMEs may include images, videos, or other stimuli (tables, charts, graphs) to supplement targeting the construct being tested. All items are stand-alone, meaning

they are not dependent on any other items in terms of sequence, association, or content.

## Administration

In 2023, the OITE was available for administration under two models, the traditional, in-person, group testing and remote testing. The OITE in-person group administration was coordinated and proctored by each residency program. AAOS provided detailed instructions and guidelines to the residency programs regarding testing conditions, proctoring, and requirements for the technical (hardware and bandwidth) components of the administration. The remote testing administration was coordinated with a vendor that provided services for the test administration which included audio and video monitoring throughout the examination session. Residents were provided with instructions to download a secure browser in advance of the examination. In addition, a sample test was made available to all residents testing remotely a few weeks in advance of the OITE to ensure access was achieved to the server ahead of the live examination.

AAOS schedules a window in November each year to administer the OITE nationally and internationally. The testing window for the 2023 administration was November 3-12.

Prior to beginning the examination, the session opens with a welcome message from the Chair of the Education Assessments and Examinations Committee (see **Appendix B**), followed by a the AAOS confidentiality/non-disclosure statement that each examinee is required to review and accept before accessing the examination. Each examinee then participates in the pre-exam tutorial. This tutorial provides instructions on the layout, response options, and timing of the OITE. In addition, the tutorial displays how to enlarge images and play (replay) video clips.

The examination consists of 275-item multiple-choice items which residents are allowed up to 7 (seven) hours of testing time to complete. The examination is assembled in two 3.5-hour sections and residents may use all or any portion of the testing time to complete each section. During testing, examinees may flag items to review and are permitted to change answers. When finished with Section I, examinees are required to verify completion and submit their answers. Once completed, examinees are no longer permitted to access the test items to review or change answers. The same process is followed for the second section of the examination, with an opportunity to flag items to review, change answers, and verify completion of the examination.

Once the examination is complete, examinees are invited to respond to a brief survey relating to their testing experience.

## Use of Scores

The OITE is a comprehensive examination designed to facilitate knowledge assessment in established principles and conventional procedures and treatment modalities in orthopaedic surgery. Orthopaedic residency programs use the OITE performance outcomes at the individual and programmatic levels to support orthopaedic resident education through study, research, discussion, review, and assessment. It is not the intention of the examination to make any determinations as to a resident's status in their program or to be used as the basis for awarding compensatory remunerations.

## Construct Irrelevant Variance

### Fairness Review

During their training, SME item writers and reviewers are instructed to ensure that items are free from any detectable bias that could unduly advantage or disadvantage the test taker based upon individual characteristics. Careful attention to ensure that the construct being targeted is free from bias alleviates construct-irrelevant variance in the interpretation of scores.

## Scoring Process

### Item Analysis and Key Validation

Prior to scoring, an analysis of item performance and key validation study is conducted. Generally, items displaying negative discrimination (or point measure), proportion correct (p-value) of less than 0.20 or demonstrating evidence of a mis-key or double key are reviewed by the SMEs. Results data from the ACGME-accredited PGY 4 and PGY 5 testing cohorts were used to conduct the item analysis and key validation.

On occasion, an item may be determined to be mis-keyed and in that case, the item would be re-keyed and retained in the final scoring. Items determined to be flawed (double key, not targeted, no longer relevant or accurate) are removed from scoring. For the 2023 OITE, 33 items were flagged for SME review and 11 items were removed from scoring for a final item count of N=264.

### Classical and IRT Scoring

The AAOS scores the OITE using a classical scoring model (raw number correct) and reports the raw score, mean, standard deviation and percentile rank (individual and program). An extension of the scoring was conducted using a Rasch (item response theory) model to place the examinee performance outcomes and item difficulty measures on the same (logit) continuum. The Rasch model provides generalizability across samples and items, produces an ordered set of items, and identifies poorly functioning as well as unexpected responses. Examinees and items can be rank

ordered while the interval between the measures is scalable and subject to richer interpretation than the classical model.<sup>2,3</sup>

## Results

**Tables 2 and 3** show the overall scores by program and program year, respectively.

**Table 2** Overall Results ACGME-accredited Programs and Non-ACGME

Program Designation	N	Mean (SD)	% Correct	Min Score	Max Score
ACGME	4,535	162.46 (23.69)	62%	63	218
Non-ACGME	514	140.64 (25.63)	53%	45	205

**Table 3** Overall Results by Program Year<sup>1</sup>

	N	Mean (SD)	% Correct	Min Score	Max Score	Mean Rasch Measure
<b>PGY 5</b>						
ACGME	883	183.87 (12.50)	70%	133	215	1.08
Non-ACGME	74	162.27 (15.87)	61%	129	197	0.62
<b>PGY 4</b>						
ACGME	896	177.96 (13.47)	67%	134	218	0.95
Non-ACGME	109	151.93 (23.62)	58%	78	205	0.41
<b>PGY 3</b>						
ACGME	907	166.66 (15.57)	63%	110	217	0.71
Non-ACGME	102	145.93 (19.00)	55%	98	191	0.29
<b>PGY 2</b>						
ACGME	931	151.33 (16.91)	57%	96	213	0.40
Non-ACGME	118	131.05 (21.33)	50%	45	190	-0.01
<b>PGY 1</b>						
ACGME	918	133.87 (16.77)	51%	63	190	0.05
Non-ACGME	108	119.28 (22.75)	45%	67	185	-0.24

<sup>1</sup> Three Non-ACGME students had Program Year 6 listed in the data. Therefore, totals in this table do not add up to those in Table 2.

## ANOVA

An analysis of variance (ANOVA) was conducted to test the null hypothesis that there is no significant difference between mean scores across residency programs designated

by program year. ACGME-accredited program data was used to conduct a comparison of mean scores across all PGY cohorts.

### Results

The residency program year has significant influence on the overall OITE score,  $F(4,4530)=1629.75, p<0.001$  (**Table 4**)

**Table 4** ANOVA Results

<b>ANOVA</b>					
Score	Sum of Squares	df	Mean Square	F	Sig.
Between Groups	1501571	4	375393	1629.75	<.001
Within Groups	1043430	4530	230		
Total	2545001	4534			

**Table 5** displays the comparisons across all residency program years. Mean scores are significantly different between adjacent program years (PGY1->PGY2, PGY2->PGY3, PGY3->PGY4 and PGY4->PGY5). These results support evidence of an increase in knowledge acquisition and retention on the topics tested on in the OITE.

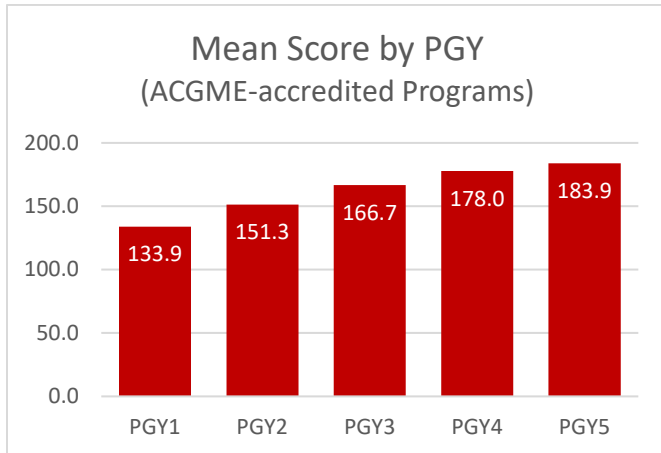
**Table 5** Score Comparisons Across Adjacent PGY Cohorts

<b>Multiple Comparisons</b>							
Dependent Variable							
	PGY (I)	PGY (J)	Mean Difference (J-I)	Std. Error	Sig (p)	95% Confidence Interval	
						Lower Bound	Upper Bound
Tukey HSD	1	2	17.5	0.71	<.001	15.5	19.4
		3	32.8	0.71	<.001	30.9	34.7
		4	44.1	0.71	<.001	42.1	46.0
		5	50.0	0.72	<.001	48.0	52.0
	2	3	15.3	0.71	<.001	13.4	17.3
		4	26.6	0.71	<.001	24.7	28.6
		5	32.5	0.71	<.001	30.6	34.5
	3	4	11.3	0.71	<.001	9.3	13.2
		5	17.2	0.72	<.001	15.2	19.2
	4	5	5.9	0.72	<.001	3.9	7.9



**Figure 1** displays the average raw score for each PGY. As is also shown above, an increased number of questions correct implies that residents are gaining knowledge as they move forward in their years of learning.

**Figure 1**



## Reliability

Test form reliability is a measure of internal consistency of the examination and more importantly the magnitude of measurement error. Reliability measures are typically reported on a scale of 0-1. In educational assessment, reliability may be interpreted as the confidence that the scores accurately and consistently measure the knowledge of the test-takers.

KR20 reliability measures the repeatability of raw scores and may be affected by the overall test difficulty, number of items on the test, items that did not discriminate and the spread of scores. The Rasch Person Reliability Index produces a measure indicating how repeatable the measures are for the sample. There is good evidence to show the reproducibility of outcomes if the same set of items were tested in similarly able populations of examinees. The reliability estimates are acceptable for an educational examination.

The standard error of measurement (SEM) estimates the variation in test scores within a sample of test-takers. **Table 6** shows the reliability estimates and SEM across the five testing cohorts.

**Table 6** Reliability Estimates (Overall exam) of the 2023 OITE Across Program Years

	<b>KR20</b>	<b>SEM raw score</b>	<b>Rasch Person Reliability</b>
PGY 1	0.84	7.25	0.84
PGY 2	0.85	7.12	0.85
PGY 3	0.84	6.90	0.83
PGY 4	0.84	6.69	0.83
PGY 5	0.78	6.51	0.77

## ABOS/AAOS Linking Study

The American Board of Orthopaedic Surgery (ABOS) and the American Academy of Orthopaedic Surgeons (AAOS) collaborated on the development of a collection of examination items (questions) that were included on both the 2023 ABOS Part I Certifying Examination and the 2023 AAOS Orthopaedic In-Training Examination (OITE).

The purpose of including a set of common items on both examinations was to identify the score on the 2023 AAOS OITE that predictively corresponds to the minimum passing performance level on the ABOS Part I Certifying Examination. This approximation is based on a relatively small sample of shared items and is not a guarantee of or predictive of future performance on the ABOS Part I Examination.

Based on the linking study, the score on the 2023 AAOS OITE that corresponds to the ABOS Part I minimal passing standard is 165 items or 62.5% correct. Many factors, including changing levels of knowledge and testing conditions, will impact one's performance on the AAOS OITE and the ABOS Part I Examinations. This information is provided as a rough benchmark to help guide education and examination preparations. The number correct score and corresponding percent correct are applicable to the 2023 AAOS OITE only and should not be used to gauge performance on previous or future administrations of the OITE.

## Linking Study Design

The shared items developed by ABOS and AAOS were pre-tested on the ABOS Part I Examination in July 2023. The item performance measures for each item were analyzed and reviewed by subject matter experts who made the final decision regarding which items would be included on the 2023 AAOS OITE. Items that did not meet statistical specifications were eliminated from the linking study.

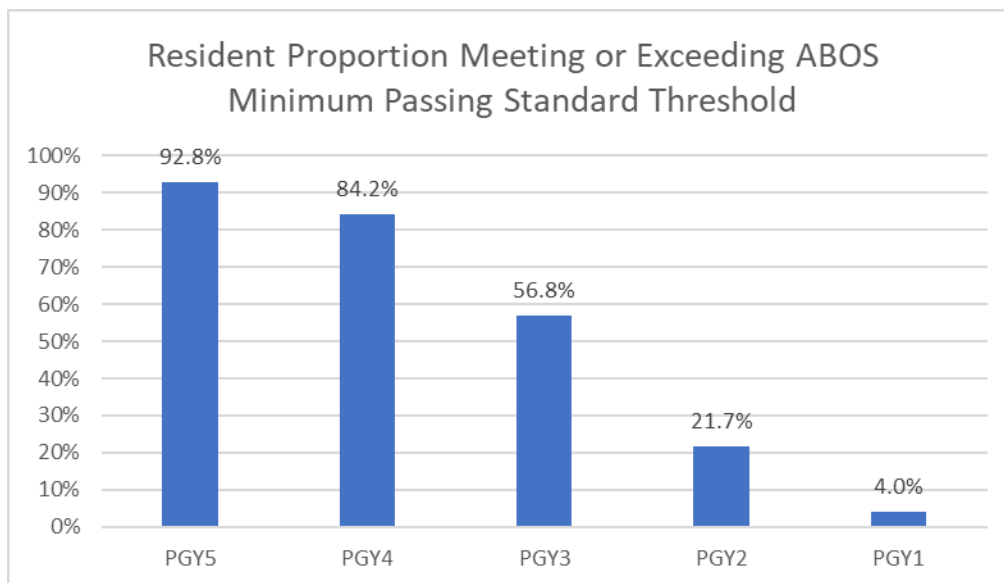
Responses to these shared items from PGY 5 residents in US residency programs who took the 2023 AAOS OITE and from candidates who took the 2023 ABOS Part I Certifying Examination were used in a linking study—a psychometric procedure to link two

examinations that have items in common. Item calibrations for the shared items produced from the ABOS Part I Examination were used to estimate item measures on the AOS OITE. The current passing standard for the ABOS Part I Examination was applied to the OITE final item measures to obtain an estimate of the number correct and corresponding percentage correct that were reflective of the ABOS Part I Examination minimum passing score.

## Results

The results of applying the minimal passing standard to the ACGME-accredited PGY cohorts demonstrated remarkable findings in terms of performance.

**Figure 2** Percentage of Scores Meeting or Exceeding the ABOS Part I Minimum Passing Standard



## Recommendations

The following recommendations address test development and measurement considerations.

1. Review and revise (as necessary) the purpose of the OITE. It is important for test developers to fully embrace the fundamental purpose of an examination and execute the test development processes and test specifications to align with said purpose.
2. Review post-examination comments to support quality improvement.
3. Equate adjacent administration forms of the OITE. Under the current model of test form assembly, all items are released for public review. Not only does this contribute to an extensive amount of item development necessary from year to year, but it also prohibits the ability to equate the test forms with a common item set. Currently, the OITE form assembly does not consider any statistical parameters (i.e., form difficulty). Equating the OITE will provide for better interpretability of scores from year to year (See Test Equating Proposal).
4. Continue to expand the groups of SMEs who contribute to the item development process. As committee members become seasoned with the AAOS style and process of item development and review, they may be used in a greater capacity as mentors and reviewers.
5. Implement item response theory (IRT), Rasch scoring in addition to classical scoring. This scoring model compliments test equating and produces meaningful measurement of item and examinee performance on an interval scale. The Rasch model also provides generalizability across samples and items, produces an ordered set of items, and identifies poorly functioning as well as unexpected responses.
6. Evaluate item and person performance at the cohort level to help guide future item development. There are a significant number of items that tested as extremely easy across all groups.

## Summary

The 2023 OITE test development and analyses process align consistently with the standards set forth for professional, high-stakes examinations. The steps to define the purpose of the examination and use of scores, selection of SMEs, training, item development, review and validation follow rigorous standards set forth by the AAOS Education Assessments and Examinations Committee members.

The 2023 OITE provides key information relating to the progression of knowledge in the topics covered for orthopaedic residents across their educational trajectory. Educational exams by design should distinguish between cohorts categorized or distinguished by their place in the program. The 2023 OITE outcomes show that the

examination measures what it is purported to measure as evidenced by the differences in scores among residents in training over time. The 2023 OITE data supports the expectation of growth over time by the presentation of composite scores that are significantly different across the PGY cohorts.

The significant efforts by the volunteer physicians whose contributions support the overall positive results and commendable outcomes of the 2023 OITE should be recognized for their essential role in the OITE test development process.

## Reference List

1. American Psychological Association. *Standards for Educational and Psychological Testing*. Washington, DC: American Educational Research Association (AERA), American Psychological Association (APA), National Council on Measurement in Education (NCME); 2014.
2. Wright, BD, Mok, MMC. An overview of the family of Rasch measurement models. In: Smith EV, Smith RM, eds. *Introduction to Rasch Measurement*. 1<sup>st</sup> ed. Jam Press; 2004:1-24.
3. Bond, TG, Fox, CM. *Applying the Rasch model, fundamental measurement in the human sciences*. 2<sup>nd</sup> ed. Routledge; 2007:10-13.

## Appendix A

### 2023 Education Assessments and Examinations Committee and Contributors

**\*Norman Y. Otsuka, MD, FAAOS, Editor in Chief**

*Chair, Department of Orthopaedic Surgery, Children's Mercy Kansas City, Kansas  
City, Missouri*

**\*Ayesha Abdeen, MD, FAAOS**

*Attending Orthopaedic Surgeon, Chief, Division of Hip and Knee Arthroplasty, Boston  
Medical Center; Assistant Professor of Orthopaedic Surgery, Boston University, Boston  
Massachusetts*

**D. Gordon Allan, MD, FAAOS**

*Clinical Professor, Residency Director, Adult Reconstruction Fellowship Director,  
Southern Illinois University School of Medicine, Springfield, Illinois*

**\*Carlos M. Alvarado, MD, FACS, FAAOS**

*Assistant Professor of Orthopaedic Surgery, Albert Einstein College of Medicine;  
Director of Robotic Hip and Knee Surgery, Montefiore Medical Center, Bronx, New  
York*

**\*Craig S. Bartlett, MD, FAAOS**

*Professor of Orthopaedics, Medical Director of Orthopaedic Trauma, The University  
of Vermont, Burlington, Vermont*

**\*Claire F. Beimesch, MD, FAAOS**

*Associate Chief, Division of Orthopaedic Surgery, Dayton Children's Hospital, Dayton,  
Ohio*

**\*Yelena Bogdan, MD, FACS, FAAOS**

*Orthopaedic Trauma Surgeon, Director of Orthopaedic Education, NYC Health and  
Hospitals/Jacobi, Associate Professor of Orthopaedic Surgery, Albert Einstein College  
of Medicine, Bronx, New York*

**\*Brian E. Brigman, MD, PhD, FAAOS**

*Professor of Orthopaedic Surgery and Pediatrics Sarcoma Program Director, Duke  
Cancer Institute  
Duke University, Durham NC*

**\*Seth A. Cheatham, MD, FACS, FAAOS**

*Professor, VCU Department of Orthopaedic Surgery, Chief Medical Officer /Head Team Physician, Virginia Commonwealth University, Richmond, Virginia; Head Team Physician, Virginia State University, Petersburg, Virginia*

**\*Ilvy Cotterell, MD, FAAOS**

*Associate Professor Department of Orthopaedic Surgery, Virginia Commonwealth University; Chief, Division of Orthopaedic Surgery, Central Virginia Veterans Affairs Medical Center, Richmond, Virginia*

**\*Lauren Crocco, MD, FACS, FAAOS**

*Assistant Professor of Orthopaedic Surgery, Albert Einstein College of Medicine; Attending Physician, Department of Orthopaedic Surgery, Montefiore Medical Center, Bronx, New York*

**\*David S. Geller, MD, FAAOS**

*Professor, Department of Orthopaedic Surgery and Pediatrics, Albert Einstein College of Medicine; Vice-Chairman of Strategy and Innovation, Department of Orthopaedic Surgery, Montefiore Medical Center; Co-Director, Orthopaedic Oncology Division, Montefiore Medical Center, Bronx, New York*

**\*Chancellor F. Gray, MD, FAAOS**

*Associate Professor, Director of Quality, William Petty Endowed Professor of Orthopaedics, Division Chief, Adult Arthroplasty and Joint Reconstruction, University of Florida College of Medicine, Department of Orthopaedic Surgery, Gainesville, Florida*

**\*Brian M. Haus, MD, FAAOS**

*Associate Professor of Clinical Orthopaedic Surgery, University of California, Davis Health, Chief, Pediatric Orthopaedic Surgery, Department of Orthopaedic Surgery, UC Davis Children's Hospital; Associate Professor of Clinical Orthopaedic Surgery, Shriners Hospital for Children, (joint appointment with UC Davis); Co-Director, Pediatric Sports Medicine and Joint Preservation Shriners Hospital for Children, Northern California, Sacramento, California*

**\*Stuart H. Hershman, MD, FAAOS, FAOA**

*Chief of Spine Service, Director of Adult Spinal Deformity and Complex Reconstruction, Assistant Professor of Orthopaedic Surgery, Massachusetts General Hospital/Harvard Medical School, Boston Massachusetts*



**\*John W. Hinchey, MD, FAAOS**

*Orthopaedic Shoulder & Elbow Surgeon, Private Practice, Ortho San Antonio;  
Adjunct Assistant Professor, Department of Orthopaedic Surgery, UT Health San  
Antonio, San Antonio, Texas*

**\*J. Gabriel Horneff III, MD, FAAOS**

*Assistant Professor of Clinical Orthopaedics, Department of Orthopaedic Surgery,  
University of Pennsylvania, Philadelphia, Pennsylvania*

**\*J. Benjamin Jackson III, MD, MBA, FAOA, FACS, FAAOS**

*Professor, University of South Carolina, Department of Orthopaedic Surgery, Chief,  
Foot and Ankle Division Prisma Health Midlands, Columbia, South Carolina*

**\*Marci D. Jones, MD, FAAOS**

*Associate Professor, Vice Chair (Education), Director of Hand Fellowship,  
Department of Orthopedic Surgery, University of Massachusetts, Worcester,  
Massachusetts*

**\*Anton Y. Jorgensen, MD, FAAOS**

*Orthopaedic Spine Surgeon, Ortho San Antonio, San Antonio, Texas*

**\*Niranjan Kavadi, MD, FACS, FAAOS**

*Orthopaedic Surgeon, Veterans Affairs Medical Center; Clinical Associate Professor,  
Department of Orthopaedic Surgery, University of Oklahoma Health Sciences  
Center, Oklahoma City, Oklahoma*

**Timothy L. Keenen, MD, FAAOS**

*Clinical Associate Professor, Department of Orthopaedics, Oregon Health Sciences  
University, Portland, Oregon*

**\*Brian C. Law, MD, FACS, FAAOS**

*Associate Professor, Division of Foot and Ankle Surgery, Foot and Ankle Fellowship  
Director, Department of Orthopaedic Surgery, Medical College of Wisconsin,  
Milwaukee, Wisconsin*

**\*Raymond A. Liu, MD, FAAOS**

*Victor M. Goldberg Professor of Orthopedics and Pediatrics, Rainbow Babies &  
Children's Hospital and Case Western Reserve University School of Medicine;  
Cleveland, Ohio*

**\*David V. Lopez, MD, MBA, FAAOS**

*Assistant Professor, Department of Orthopedic Surgery, Hackensack Meridian School of Medicine, Nutley, New Jersey; Orthopaedic Sports Medicine Surgeon, Private Practice, Orthopaedic and Sports Medicine Specialists, Little Silver, New Jersey*

**\*Richard L. McGough, III, MD, FAAOS**

*Chief, Division of Musculoskeletal Oncology, Professor, Department of Orthopaedic Surgery, Professor, Department of Surgery (Surgical Oncology), School of Medicine, Professor, Department of Rehabilitation Science and Technology, School of Health and Rehabilitation Sciences, University of Pittsburgh, Co-Director, Sarcoma Services, UPMC Cancer Centers, Pittsburgh, Pennsylvania*

**\*Kathleen A. McHale, MD, MEd, FAAOS**

*Professor of Surgery at the Uniform Services University for Health Sciences, Bethesda, Maryland; Clinical Professor of Orthopaedic Surgery at George Washington University, Washington, DC*

**\*Stephanie J. Muh, MD, FAAOS, FAOA**

*Henry Ford Hospital Department of Orthopaedic Surgery, Deputy Chief, Orthopaedic Surgery Service, Henry Ford West Bloomfield Hospital, Service Chief – Shoulder and Elbow Service Line, Residency Associate Program Director; Clinical Assistant Professor, Wayne State University School of Medicine, Detroit, Michigan*

**\*Jon E. Oda, MD, FACS, FAAOS**

*Pediatric Orthopaedic Surgeon, Valley Children's Hospital, Madera, California; Assistance Clinical Professor of Orthopaedic Surgery, UCSF Fresno School of Medicine, Fresno, California*

**\*Alexander Payatakes, MD, FAAOS**

*Associate Professor, Department of Orthopaedic Surgery, Bone and Joint Institute, Penn State Hershey Medical Center, Hershey, Pennsylvania*

**\*Ricky J. Placide, MD, FAAOS**

*Professor, Department of Orthopedic Surgery, Chief, Orthopaedic Spine Service, Medical College of Virginia, Virginia Commonwealth University, Richmond, Virginia*

**\*Nicholas Pulos, MD, FAAOS**

*Assistant Professor, Department of Orthopaedic Surgery, Mayo Clinic, Rochester, Minnesota*

**\*Raveesh D. Richard, MD, FAAOS**

*Assistant Professor, Department of Orthopaedic Surgery, University of Colorado School of Medicine, Denver Health Medical Center, Denver, Colorado*

**\*Jessica Rivera, MD, PhD, FACS, FAAOS**

*Clinical Associate Professor, Louisiana State University Health Science Center, Department of Orthopaedic Surgery, New Orleans, Louisiana*

**\*Fernando L. Sanchez, MD, FACS, FAAOS**

*Bette and Jack K. Wickstrom, MD, Professor of Orthopaedic Surgery, Vice-Chairman, Chief Adult Reconstruction, Department of Orthopaedic Surgery, Tulane University Medical School, New Orleans, Louisiana*

**\*Jeremy S. Somerson, MD, FAAOS**

*Associate Professor of Orthopedic Surgery, Medical Director of Value, Department of Orthopedic Surgery and Rehabilitation, University of Texas Medical Branch, Galveston, Texas*

**\*Kenneth F. Taylor, MD, FAAOS**

*Chief, Division of Hand Surgery, Professor, Department of Orthopaedic Surgery and Rehabilitation, Penn State College of Medicine, Penn State Health Bone and Joint Institute, Hershey, Pennsylvania*

**\*Nicholas S. Tedesco MD, FAAOS**

*Associate Program Director, Good Samaritan Regional Medical Center, Orthopaedic Surgery Residency Program, Corvallis, Oregon*

**\*Paul Toogood, MD, FAAOS**

*Associate Professor of Orthopedics, University of California San Francisco, San Francisco, California*

**\*Harmeeth S. Uppal, MD, MS, FACS, FAAOS**

*Orthopaedic Trauma Surgeon, Private Practice, Orthopaedic Trauma and Fracture Specialists, San Diego, California*

**\*Brian C. Werner, MD, FAAOS**

*Associate Professor, Department of Orthopaedic Surgery, University of Virginia, Charlottesville, Virginia; Head Orthopaedic Team Physician, James Madison University, Harrisonburg, Virginia*

**Mike Willey, MD, FAAOS**

*Assistant Professor, Department of Orthopaedic Surgery and Rehabilitation,  
University of Iowa Healthcare, Iowa City, Iowa*

**Nadine L. Williams, MD**

*Assistant Professor, Department of Orthopaedic Surgery, Loma Linda University  
Medical Center, Loma Linda, California*

**\*Henock T. Wolde-Semait, MD, FAAOS**

*Orthopedic Oncology, Pediatric Orthopedic Surgery, Department of Orthopedic  
Surgery,  
Mid-Atlantic Permanente Medical Group, Kaiser Permanente, Largo, MD*

**Yi-Meng Yen, MD, PhD, FAAOS**

*Associate Professor, Children's Hospital Boston, Department of Orthopaedic Surgery,  
Division of Sports Medicine, Child and Young Adult Hip Preservation Program, Boston,  
Massachusetts*

*\*Denotes Committee Appointment*

## Appendix B

### Letter from the Assessments and Examinations Committee Chair



November 2023

Dear Residents and Colleagues,

On behalf of the Assessments and Examinations Committee, I would like to thank you for participating in this year's examination.

Being the first such examination among all the medical specialties, this year marks the 60th administration of the Orthopaedic In-training Examination®.

2023 also marks the 4th consecutive year that the Education Assessments and Examinations Committee is working with the ABOS to link the OITE and ABOS, Part 1 written Examination. The AAOS continues to collaborate with the ABOS to improve the education of residents and the AAOS Fellowship.

Every year, the OITE® is created by a group of orthopaedic surgeons who are deeply committed to education through a rigorous peer-review process and offers you an invaluable opportunity to gauge your preparedness for progressing beyond residency. While many topics in orthopaedic surgery lack conclusive evidence, our practices are based on sound medical principles and the consensus of experts. Sometimes, there may appear several correct answers to a test item, but each question has been vetted through this peer-review process to select the one best preferred response.

With this and each subsequent administration, we strive to make the OITE® better. Thank you for being part of this year's examination, and I hope that you find this to be an enriching educational experience.

Sincerely,

Norman Otsuka, MD, FAAOS  
Chair, Assessments and Examinations Committee