

# AAOS ANNUAL MEETING ATTENDANCE

2023 LAS VEGAS, NV\*

TOTAL ATTENDANCE:

**17,808**



**TOTAL MEDICAL PROFESSIONAL: 10,050**

US Physicians	5,089
US Residents	1,212
International Physicians	2,162
International Residents	33
Other Healthcare Professionals	1,447
Physician Assistants	107

**TOTAL INDUSTRY: 7,758**

Exhibitor	7,326
Exhibitor Research & Development	62
Industry Non-Exhibitor	370

2022 CHICAGO, IL\*

TOTAL ATTENDANCE:

**13,422**



**TOTAL MEDICAL PROFESSIONAL: 6,606**

US Physicians	3,295
US Residents	1,005
International Physicians	1,065
International Residents	25
Other Healthcare Professionals	762
Physician Assistants	39

**TOTAL INDUSTRY: 6,816**

Exhibitor	6,560
Exhibitor Research & Development	16
Industry Non-Exhibitor	240

2021 SAN DIEGO, CA\*★

TOTAL ATTENDANCE:

**9,735**



**TOTAL MEDICAL PROFESSIONAL: 4,970**

US Physicians	3,086
US Residents	558
International Physicians	432
International Residents	12
Other Healthcare Professionals	808
Physician Assistants	74

**TOTAL INDUSTRY: 4,765**

Exhibitor	4,579
Exhibitor Research & Development	13
Industry Non-Exhibitor	173

\*AAOS 2021 was rescheduled to September. Decline in attendance due to the ongoing health concerns and international travel restrictions.

\* Total Attendance does not include Guests, Staff/Vendor, Press, and Specialty Day Only Registrants.

## Why Do Attendees Visit The Exhibit Hall?

1. SEE NEW PRODUCTS AND TECHNOLOGY
2. VISIT MULTIPLE EXHIBITORS IN ONE LOCATION
3. EVALUATE AND COMPARE PRODUCTS
4. CONNECT WITH EXHIBITORS
5. ATTEND PRESENTATIONS/ DEMONSTRATIONS

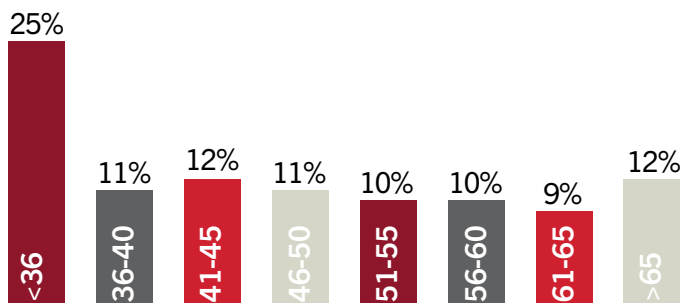


Nearly **96%** of all attendees surveyed visit the Exhibit Hall.

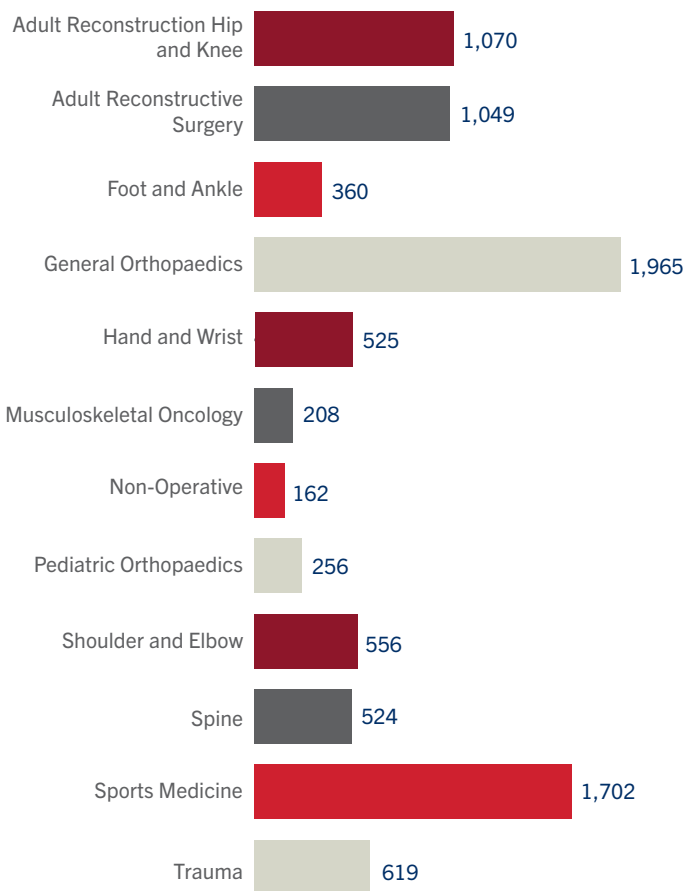
[aaos.org/annual/for-exhibitors/](https://aaos.org/annual/for-exhibitors/)

# MEET WITH SURGEONS ACROSS ALL PRACTICE AREAS

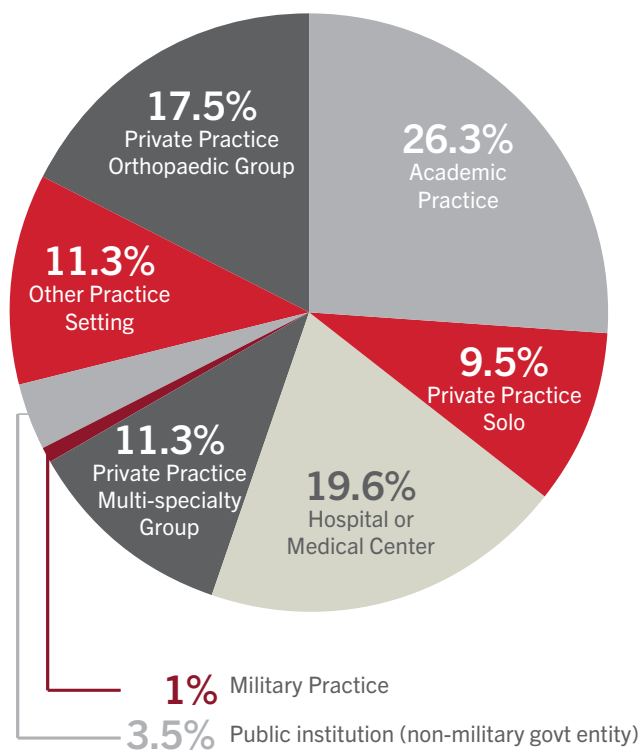
## 2023 ATTENDEES BY AGE††



## 2023 ATTENDEES BY FOCUS†

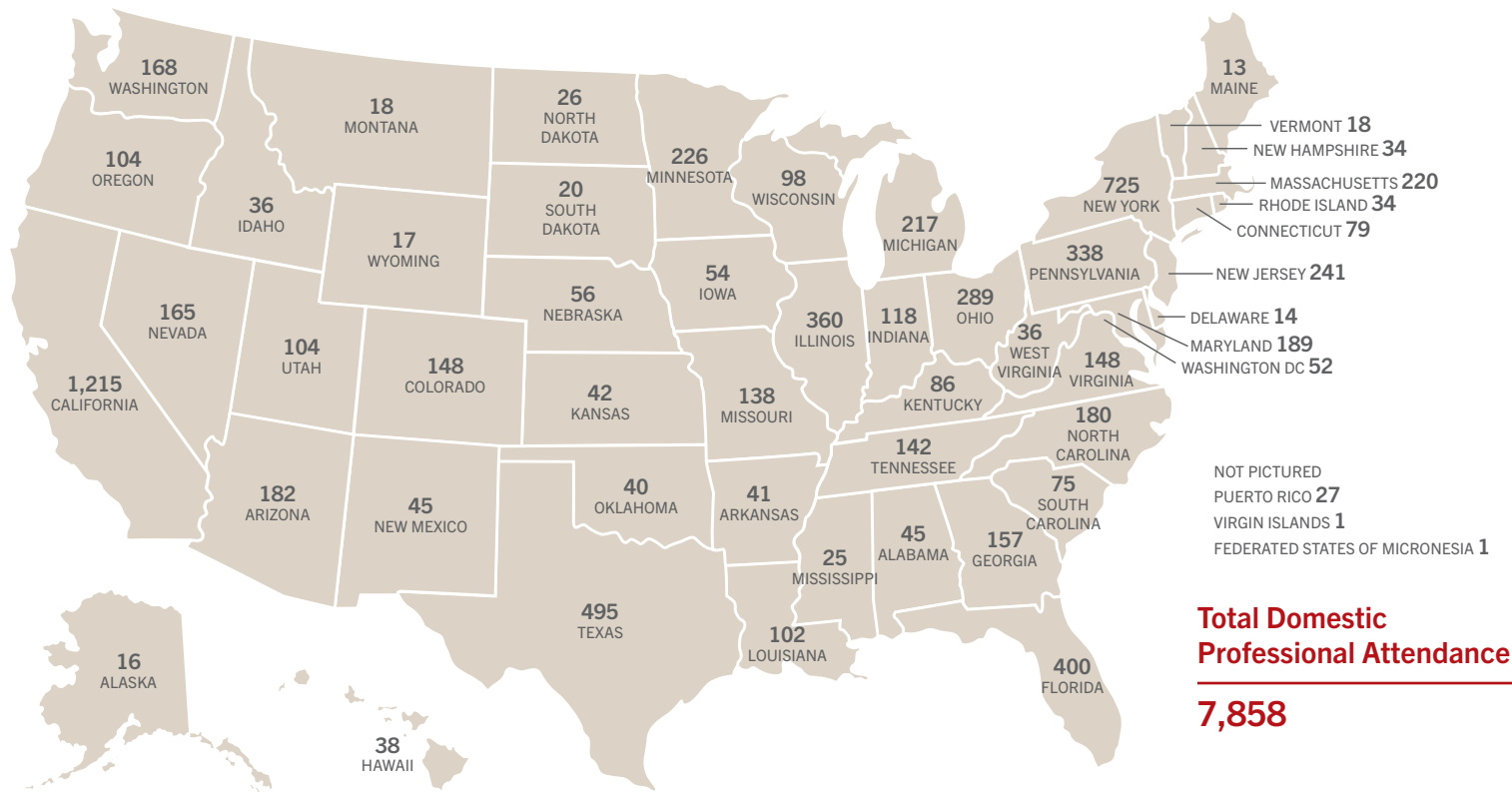


## 2023 ATTENDEES BY PRACTICE SETTING†



†Information obtained from and the 2023 Annual Meeting registration form. Totals may vary if physicians did not respond to a question. Physicians may be included in more than one practice focus or setting.

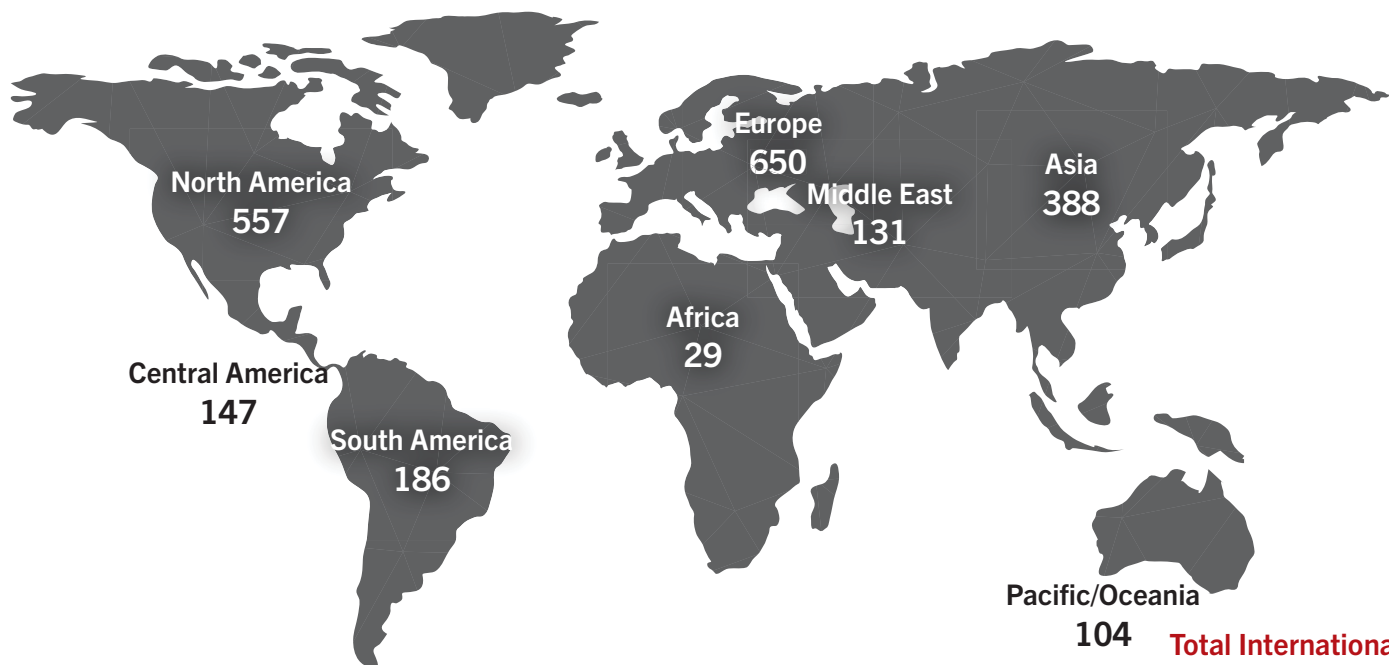
2023 DOMESTIC PROFESSIONAL ATTENDANCE BY STATE



**Total Domestic Professional Attendance**  
**7,858**

**The Largest Gathering of Orthopaedic Surgeons in the U.S.**  
No other orthopaedic meeting provides you the opportunity to connect with this audience.

2023 INTERNATIONAL PROFESSIONAL ATTENDANCE



**Total International Professional Attendance**  
**2,192**