

AJRR Dashboard Webinar: Data Element Quality & NextGen Functions

November 14, 2023

**Dr. Richard Ilgen
Mita De, PhD**

Data Element Quality and Coverage

Introduction

- AJRR Surgeon Leaders and Staff obtained guidance from the leadership of the UK and Australian registries regarding their current minimum data sets
- The completeness and coverage rates of all data elements in the AJRR were determined and then reviewed
- The following recommendations regarding the proposed minimum data set, enhanced data set, and PROMs are a summary of these collaborative efforts prioritize data submission for sites, provide sites real-time visibility into the quality of their data, and improve the health of overall AJRR data

Level 1: Minimum Data Set (MDS)

Data Element	Procedure Layout	Postop Layout
Patient First Name	X	X
Patient Last Name	X	X
Patient Sex	X	X
Patient DOB	X	X
Facility Name	X	X
Institution NPI	X	X
Operation Date (Procedure Date)	X	X
Procedure Code	X	X
Diagnosis Code	X	X
Manufacturer Name, Lot #, & Catalog #,	X	
Surgeon NPI	X	X
Zip Code	X	X
Length of Stay	X	X
Laterality	X	X
Discharge Disposition	X	X

Level 1 Data Set (MDS): Regarded as an acceptable submission. This data captures the minimum data necessary to identify, patient, hospital, surgeon, and procedure.

Level 2: Enhanced Data Set

Data Element	Procedure Layout	Postop Layout
Patient BMI	X	
Patient ASA	X	
Anesthesia Type	X	
Surgical Approach	X	
Computer Navigation	X	
Robotic Use	X	
Patient Race	X	X
Patient SSN	X	X
Procedure Duration	X	
Payer Status	X	
Comorbidity	X	X

Level 2 Enhanced Data Set: Reporting of additional fields will result in recognition in AJRR Annual Report. In addition, these elements are most utilized for registry-based research.

Level 3: PROMs

Data Element	Preoperative	Postoperative (Any Time Point)
HOOS JR	X	X
KOOS JR	X	X
VR-12	X	X
PROMIS-10	X	X

Level 3 PROMS: We will recommend two disease specific – HOOS JR or KOOS JR – and two general health – VR-12 or PROMIS-10. These will continue to be the only PROMs that we benchmark on the dashboards.

Level 4: Remaining Elements & PROMs

Procedure Layout	Postoperative Layout	PROMs
33 Elements	17 Elements	~29 Assessments

Level 4 Remaining Elements & PROMs: The elements that are not included in Level 1-3 are listed in Level 4. The PROMs assessments that we have historically collected and currently collect (except for HOOS JR, KOOS JR, PROMIS-10, and VR-12) are aggregated into one Preop and Postop score.

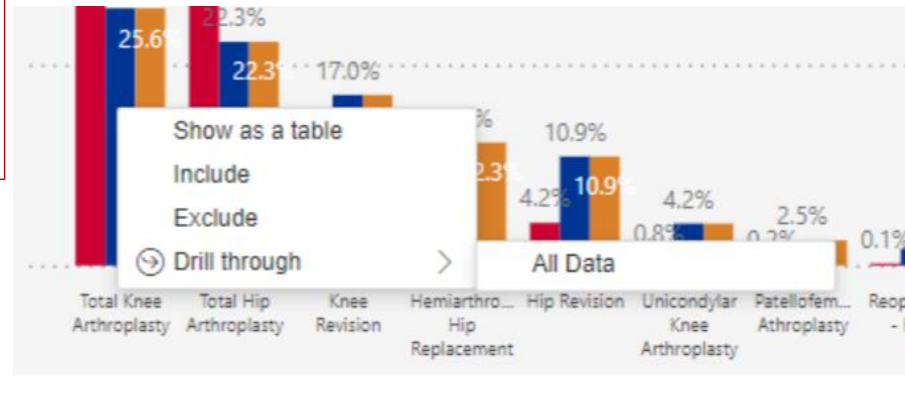
NextGeneration Dashboard Functions




Increased
Transparency &
Access to Data


- Data drill downs are available for graphs displaying rates to show record-level data submitted by the site.
- New tables to the left of graphs were added to show numerators of each Procedure or Diagnosis type.

Right click to
"drill-through"
and populate the
"all-data" tab.





- Navigation tabs are now available at the top of the page for easier access.
 - Easily toggle between tabs to follow the episode of care.
- Removed National-Level tabs for each episode of care.
 - Integrated into Authorized User and Surgeon User dashboards for ease and efficiency.





Benchmarking, Trends & Analysis

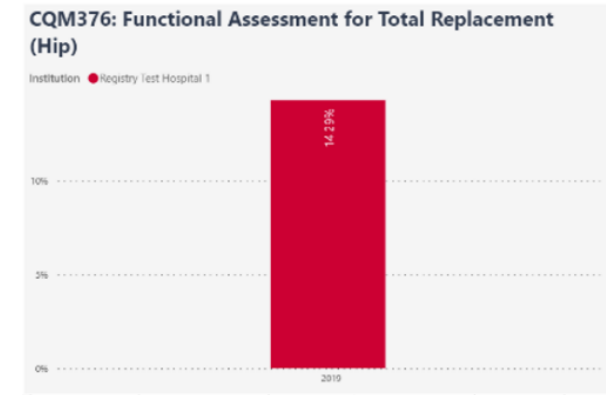
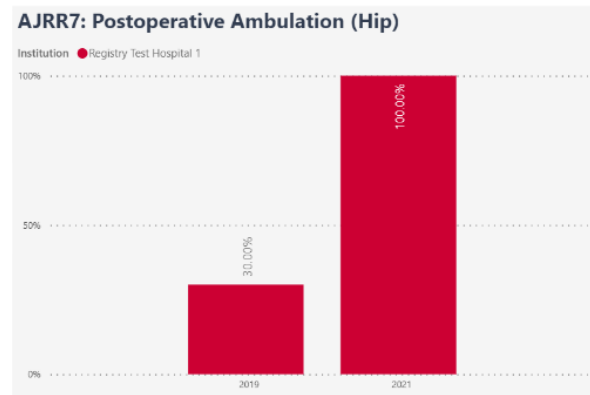
- Five new filters were added.
- Institution Type characteristics were acquired from the AHA Survey Database.

Procedure Type All	PX Code Type All	Diagnosis All	Length of Stay All	Payer Status All
Institution All	Age Groups All	Gender All	Race All	
<small>*These filters only affect the "National" values in the visuals below</small>				
Institution Type All	Bed Count All	Teaching Status All		



Actionable QI Measures

- The Performance Measures tab now includes data for sites supporting Quality Payment Programs (QPP).
 - QCDR Measures, e.g., Postoperative Ambulation (Hip)
 - MIPS CQMs, e.g., CQM 376
- Data automatically populate in the Measures.
- Data in the Performance Tab populates for four programs regardless of site participation.





Thank you!