

SER Annual Report Webinar



Dr. Garrigues

Dr. Anakwenze

October 16th, 2023

Main Controls

Use the Q&A button to submit questions to Faculty



Use the Chat button to request assistance from AAOS Staff

You can also contact staff via email at webinars@aaos.org.

Disclosures

I (and/or my co-authors) have something to disclose.

All relevant financial relationships have been mitigated.

**Detailed disclosure information is available via:
AAOS Disclosure Program on the AAOS website at
<http://www.aaos.org/disclosure>**

About SER



WORKING IN COLLABORATION WITH THE SPECIALTY SOCIETIES, THE ACADEMY CREATED THIS REGISTRY TO COLLECT SHOULDER AND ELBOW PROCEDURAL DATA ACROSS THE UNITED STATES.



NATIONAL DATA ALLOWS FOR ESTABLISHING SURVIVORSHIP CURVES, TRACKING REVISIONS, AND IMPROVING THE QUALITY OF PATIENT CARE.



INDIVIDUAL DATA CAN BE ACCESSED AND USED FOR PERFORMANCE IMPROVEMENT AND QUALITY INITIATIVES ON REGISTRYINSIGHTS® FOR SITE AND SURGEON USERS.

SER Data Elements

Procedure

- Name, Date of Birth, SSN
- Diagnosis (ICD-9/10)
- Gender
- Race/Ethnicity
- Weight, Height/BMI
- Payer Status

Site of Service

- Name and Address (TIN, NPI)

Surgeon

- Name (NPI)
- Trainee

Procedure

- Type (ICD-9/10, CPT)
- Date of Surgery, Length of Stay
- Surgical Approach
- Surgical Technique
- Laterality
- Implants (Manufacturer, Lot #)
- Anesthesia

Comorbidities and Complications

- Comorbidities (ICD-9/10)
- CJR Risk Variables
- Height + Weight/Body Mass Index
- Length of Stay
- American Society of Anesthesiologists Score
- Charlson Index
- Operative and Post-operative Complications

Patient-reported Outcomes

- PROMIS-10 Global
- VR-12
- ASES
- SANE

Modules Available

- **Shoulder Arthroplasty**
- **Elbow Arthroplasty**
- **Rotator Cuff Repair**

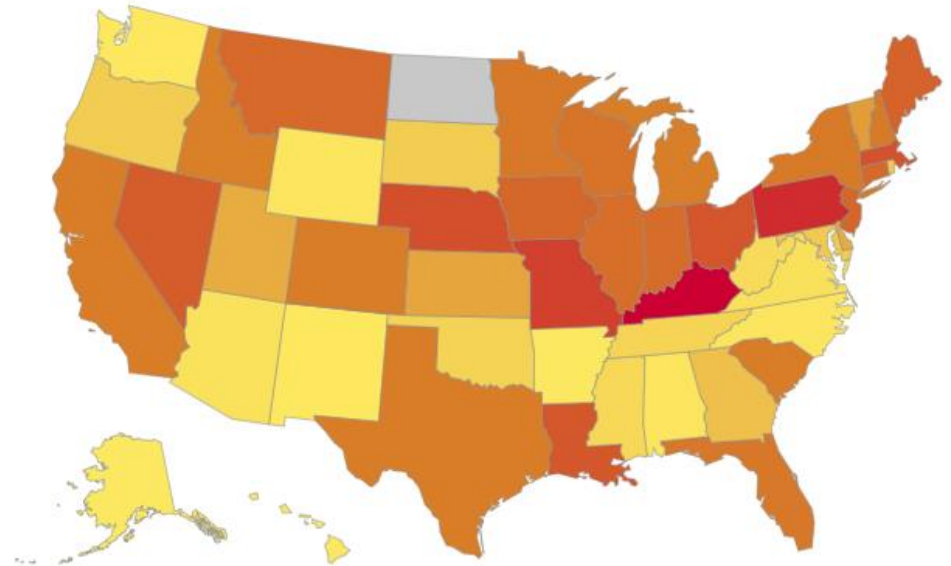
Data Reuse Opportunities

- **AAOS RegistryInsights® Platform Standard Reports and personalized dashboards**
- **AAOS RegistryInsights National Benchmarks**
- Accreditation Association for Ambulatory Health Care (AAAHC) Advanced Orthopaedic Certification
- Aetna Institutes of Quality (IOQ) Orthopaedic Surgery
- American Board of Neurological Surgery (ABNS) Continuous Certification (CC)
- **American Board of Orthopaedic Surgeons (ABOS) Maintenance of Certification (MOC) Program *** 10 credits available annually**
- BlueCross BlueShield Blue Distinction Specialty Care
- Blue Shield of California waiver of prior authorization
- Bree Collaborative
- **CMS Merit-based Incentive Payment System (MIPS) Promoting Interoperability (PI) and Quality Payment Program (QPP)**
- **Centers for Medicare & Medicaid Services (CMS) Bundled Payments for Care Improvement Advanced (BPCI-A)**
- CMS Comprehensive Care for Joint Replacement (CJR) Model
- Cigna Surgical Treatment Support Program
- **DNV GL Orthopaedic Center of Excellence**
- The Alliance QualityPath
- The Joint Commission Advanced Certification for Total Hip & Knee Replacement
- The Joint Commission Advanced Certification

SER Progress

- Over 160 contracted sites
- Over 25,000 procedures submitted across the US
- Across 40 states

Total Number of Procedures by State



SER Annual Report & Publication

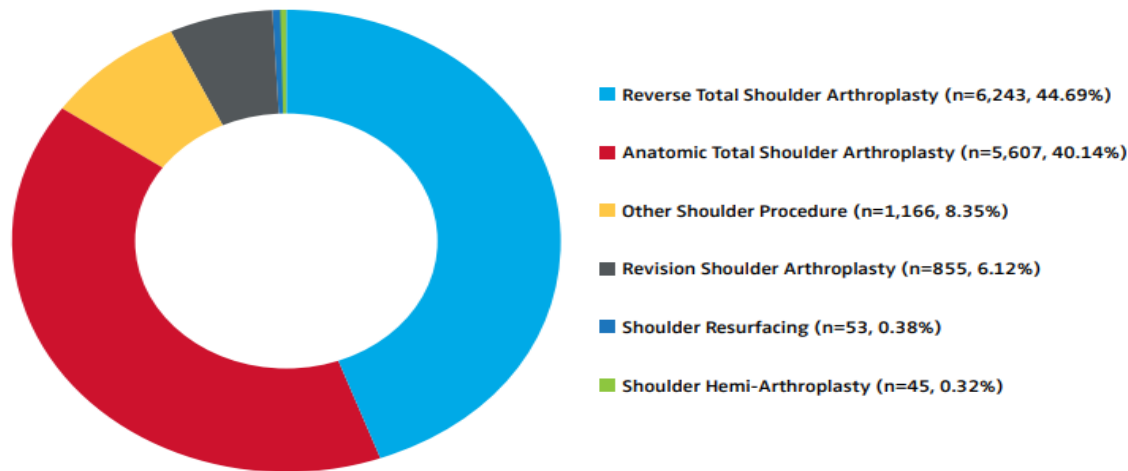


- Capturing data from 2015 - December 2022
 - 424 submitting surgeons
 - 82 participating facilities
 - Download a copy of the [SER Annual Report](#)

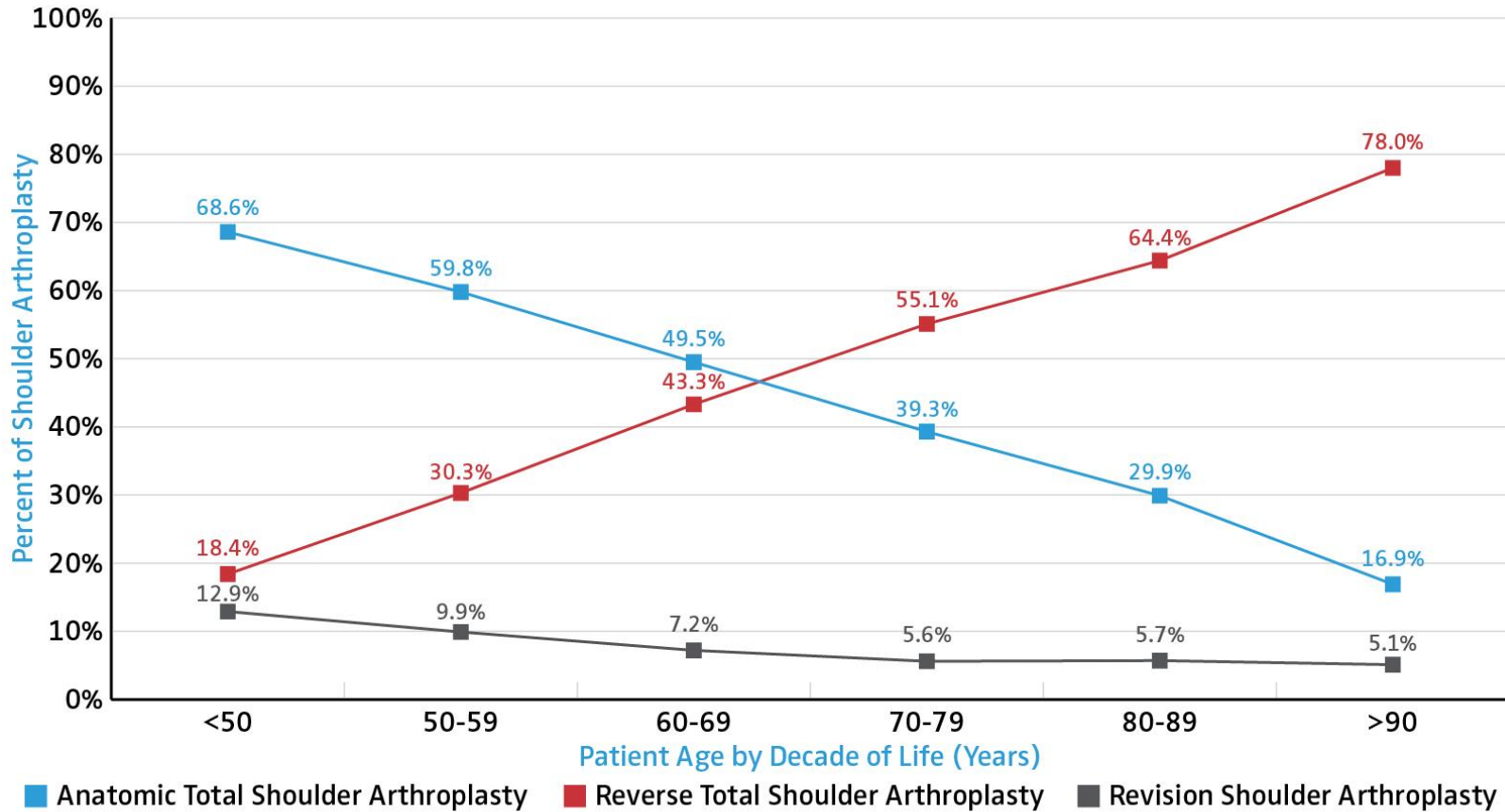
Shoulder Arthroplasty

- 13,969 shoulder arthroplasty procedures
 - 44.7% were reverse TSA
 - 40.1% were anatomical TSA
- The most frequent primary diagnosis for total shoulder arthroplasty procedures was “other and unspecified osteoarthritis,”
 - this includes primary, secondary, and post-traumatic osteoarthritis

Figure 2.1 Distribution of Shoulder Arthroplasty Procedures, 2015-2022 (N=13,969)



Shoulder Arthroplasty Procedures by Age Group



@2023 AAOS Shoulder & Elbow Registry

Rotator Cuff Repair

Rotator Cuff Procedural Grouping	CPT Code	Frequency	% of Total	Mean Age	SD Age
Arthroscopic Rotator Cuff Repair (N=5,488)	29827	5,488	-	-	-
w/ Subacromial Decompression	29826	3,821	69.62%	59.56	9.94
w/ Biceps Tenodesis	29828 or 23430	1,976	36.01%	58.59	9.75
w/ Distal Clavicle Excision	29824 or 23120	1,286	23.43%	59.81	9.74
w/ Debridement	29822 or 29823	1,453	26.48%	60.07	9.52
w/ SLAP Repair (Superior Labrum Anterior and Posterior)	29807	205	3.74%	54.19	11.79
w/ Lysis of Adhesions	29825	62	1.13%	60.99	8.55
w/ Capsulorrhaphy	29806	55	1.00%	52.00	16.97
w/ Bankart Procedure	23455	3	0.05%	52.62	6.89
Open Rotator Cuff Repair (CPT 23410 or 23412) (N=289)	23410 or 23412	289	-	-	-
w/ Arthroscopic Debridement	29823 or 29822	123	42.56%	60.19	11.01
w/ Distal Clavicle Excision	23120	63	21.80%	59.76	10.23
w/ Biceps Tenodesis	23430	91	31.49%	57.63	10.36
w/ SLAP Repair	29807	12	4.15%	55.35	9.92
w/ Bankart Procedure	23455	6	2.08%	49.92	15.40
w/ Capsulorrhaphy	29806	4	1.38%	46.71	15.75
w/ Acromioplasty	23130	5	1.73%	63.09	5.53
Open Rotator Cuff Repair w/ Acromioplasty (Reconstruction of Complete Rotator Cuff Avulsion) (N=191)	23420	191	-	-	-
w/ Distal Clavicle Excision	23120	132	69.11%	60.91	9.85
w/ Arthroscopic Debridement	29824 or 29822	133	69.63%	60.81	9.41
w/ Biceps Tenodesis	23430	26	13.61%	58.14	8.65
w/ SLAP Repair	29807	18	9.42%	58.64	9.72
w/ Capsulorrhaphy	29806	7	3.66%	60.67	9.36

Rotator Cuff Repair

Rotator Cuff Procedural Grouping	CPT Code	Frequency	% of Total	Mean Age	SD Age
Other Shoulder Procedure Groupings (N=3,954)*	--	3,954	--	--	--
Shoulder Arthroscopy, Extensive Debridement	29822 or 29823	1,129	28.55%	49.87	14.78
Shoulder Arthroscopy, Subacromial Decompression	29826	930	23.52%	49.48	14.03
Capsulorrhaphy	29806	703	17.78%	28.15	12.08
Biceps Tenodesis	23430 or 29828	690	17.45%	50.80	13.60
SLAP Repair	29807	505	12.77%	36.65	14.00
Shoulder Arthroscopy, Distal Clavicle Excision	29824	476	12.04%	51.98	12.63
Clavicular ORIF	23515	381	9.64%	37.26	17.55
Open Distal Clavicle Excision	23120	216	5.46%	48.55	13.15
Shoulder Arthroscopy with Lysis of Adhesions	29825	207	5.24%	50.96	11.94
Other Upper Arm Tendon or Muscle Repair	24341	153	3.87%	48.89	14.03

*Excludes cases with CPT 29827, 23412, 23410, 23420

© 2023 AAOS Shoulder & Elbow Registry

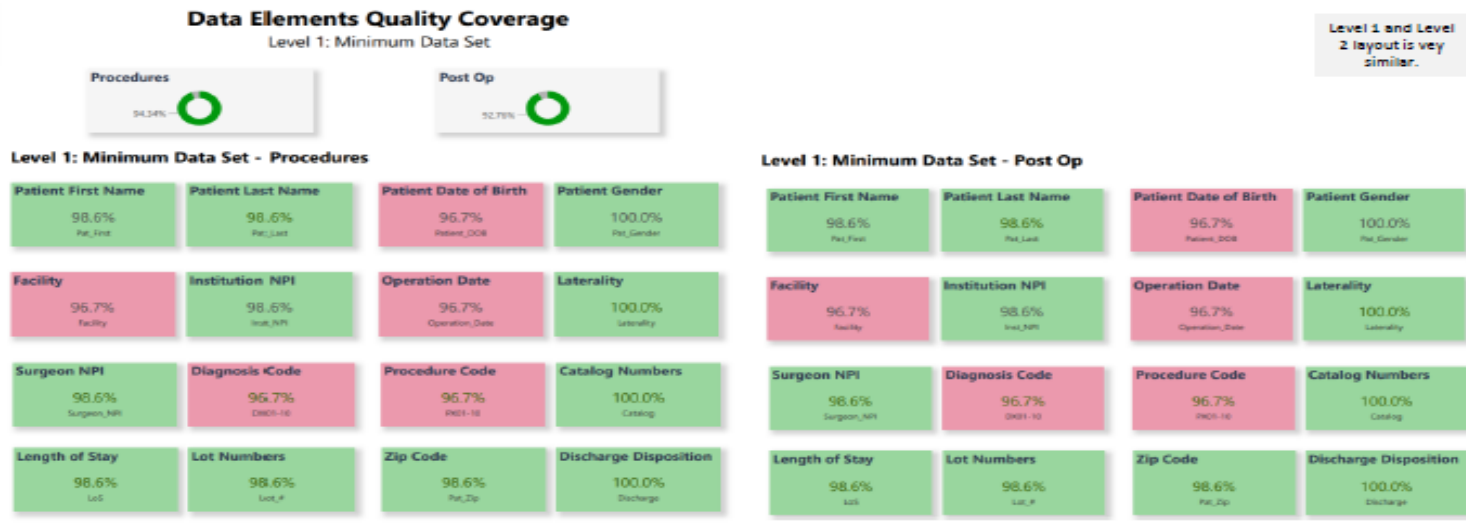
Patient Reported Outcome Measures (PROMs)

Patient-Reported Outcome Measure	Interval	N	Mean	SD
ASES (American Shoulder and Elbow Surgeons Score)	Preop	253	42.7	19.1
	12mo Postop	29	79.0	17.3
VR-12 (Veterans Rand 12-item Health Survey)	Preop	268	38.2	13.8
	12mo Postop	50	60.2	6.7

@2023 AAOS Shoulder & Elbow Registry

What's Next for SER?

- Data element quality and coverage
- Updated dashboards



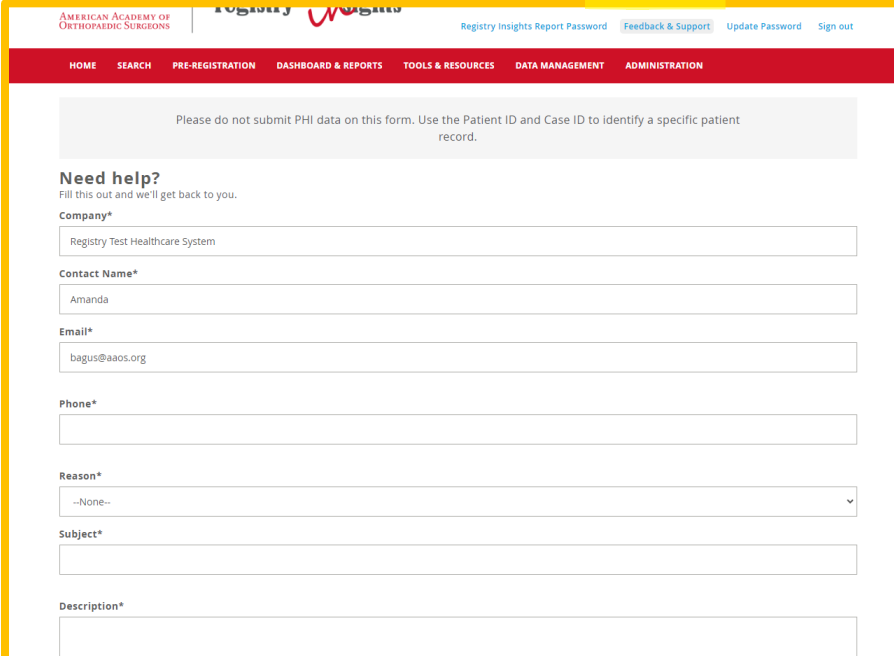
Contact the AAOS Registry Program

Technical Support: Please submit a help ticket to our Feedback & Support link on the RegistryInsights platform

Contracts, Invoicing, & Onboarding:

RegistryEngagement@aaos.org

Business Hours: Monday through Friday, 8 a.m. to 4 p.m. Central Time



The screenshot shows the 'Feedback & Support' form on the AAOS Registry Insights platform. The form is titled 'Need help?' and includes a warning: 'Please do not submit PHI data on this form. Use the Patient ID and Case ID to identify a specific patient record.' The form fields are: Company* (Registry Test Healthcare System), Contact Name* (Amanda), Email* (bagus@aaos.org), Phone* (empty), Reason* (dropdown menu with '--None--' selected), Subject* (empty), and Description* (empty). The form is framed by a yellow border.



Questions?

RegistryInfo@aaos.org

www.aaos.org/registries/ser