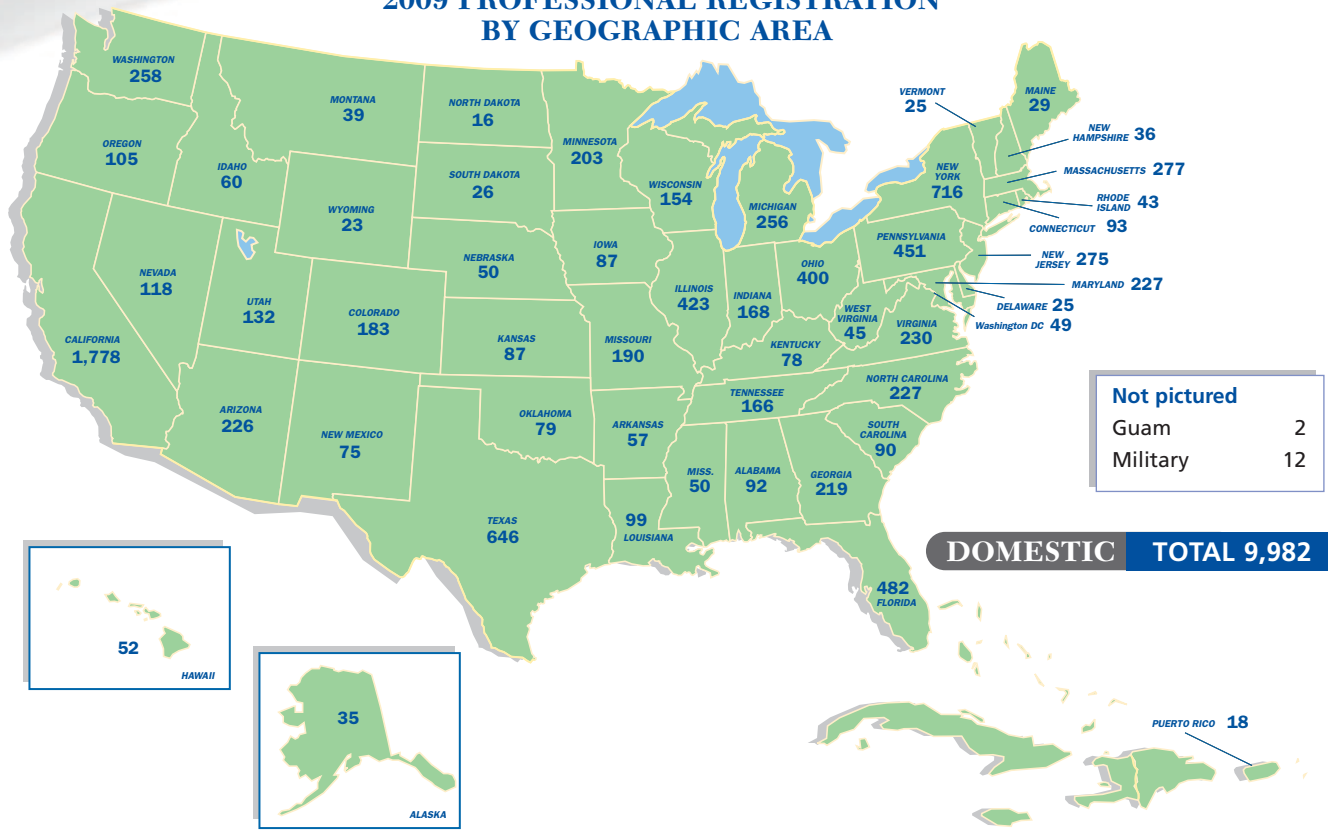


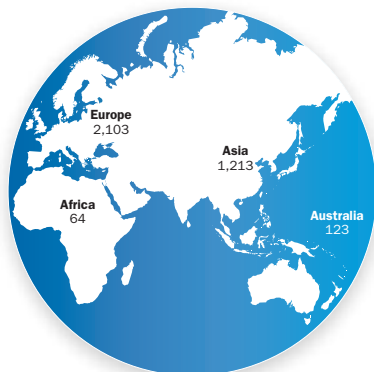
# AAOS ANNUAL MEETING DEMOGRAPHICS OVERVIEW

## 2009 PROFESSIONAL REGISTRATION BY GEOGRAPHIC AREA



## INTERNATIONAL PHYSICIAN PROFESSIONAL ATTENDANCE

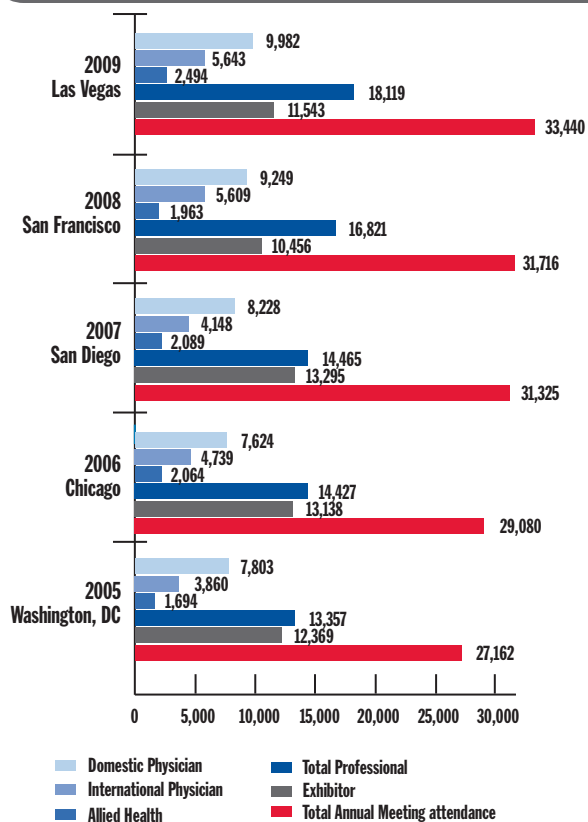
**TOTAL 5,643**



<b>North America</b> . . . . .	<b>912</b>	Croatia . . . . .	14	Indonesia . . . . .	19
Bahamas . . . . .	2	Cyprus . . . . .	3	Iran . . . . .	5
Canada . . . . .	387	Czech Republic . . . . .	18	Israel . . . . .	53
Dominican Republic . . . . .	23	Denmark . . . . .	66	Japan . . . . .	268
Jamaica . . . . .	7	France . . . . .	151	Jordan . . . . .	15
Mexico . . . . .	487	Germany . . . . .	185	Korea . . . . .	133
Netherland Antilles . . . . .	2	Greece . . . . .	164	Kuwait . . . . .	3
Trinidad/Tobago . . . . .	4	Hungary . . . . .	1	Lebanon . . . . .	35
<b>Central America</b> . . . . .	<b>59</b>	Iceland . . . . .	2	Malaysia . . . . .	21
Costa Rica . . . . .	18	Ireland . . . . .	35	Nepal . . . . .	1
El Salvador . . . . .	8	Italy . . . . .	217	Pakistan . . . . .	9
Guatemala . . . . .	8	Macedonia . . . . .	10	Philippines . . . . .	66
Honduras . . . . .	7	Netherlands . . . . .	66	Qatar . . . . .	6
Nicaragua . . . . .	3	Norway . . . . .	20	Saudi Arabia . . . . .	18
Panama . . . . .	15	Poland . . . . .	37	Singapore . . . . .	23
<b>South America</b> . . . . .	<b>1,147</b>	Portugal . . . . .	82	Sri Lanka . . . . .	4
Argentina . . . . .	190	Romania . . . . .	28	Taiwan . . . . .	63
Bolivia . . . . .	6	Russian Federation . . . . .	28	Thailand . . . . .	128
Brazil . . . . .	592	Serbia . . . . .	9	Turkey . . . . .	145
Chile . . . . .	21	Slovakia . . . . .	6	United Arab Emirates . . . . .	12
Colombia . . . . .	143	Slovenia . . . . .	13	<b>South Pacific</b> . . . . .	<b>123</b>
Ecuador . . . . .	35	Spain . . . . .	295	Australia . . . . .	106
Peru . . . . .	23	Sweden . . . . .	96	French Polynesia . . . . .	2
Uruguay . . . . .	1	Switzerland . . . . .	62	New Zealand . . . . .	15
Venezuela . . . . .	136	Ukraine . . . . .	19	<b>Africa</b> . . . . .	<b>64</b>
<b>Europe</b> . . . . .	<b>2,103</b>	United Kingdom . . . . .	266	Egypt . . . . .	34
Austria . . . . .	55	<b>Asia</b> . . . . .	<b>1,213</b>	Kenya . . . . .	1
Belgium . . . . .	88	China . . . . .	77	Nigeria . . . . .	7
Bosnia Herzegovina . . . . .	4	Hong Kong . . . . .	13	South Africa . . . . .	19
Bulgaria . . . . .	15	India . . . . .	96	Tunisia . . . . .	3

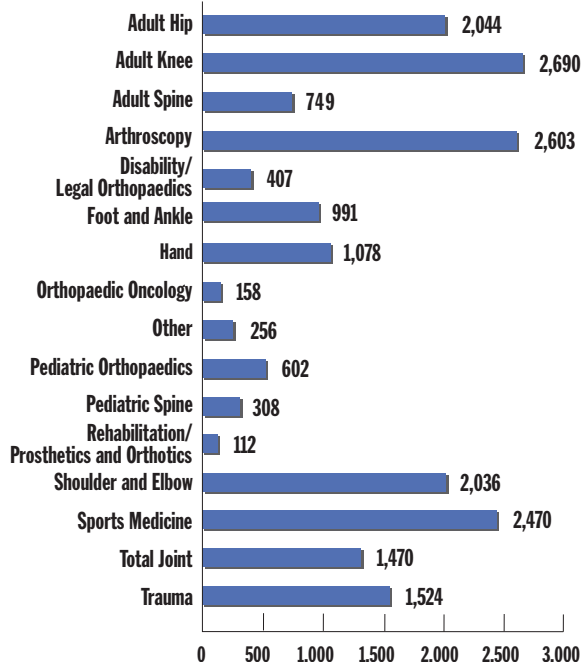
In addition, 19 other countries were represented by a total of 22 registrants

## AAOS ANNUAL MEETING ATTENDANCE

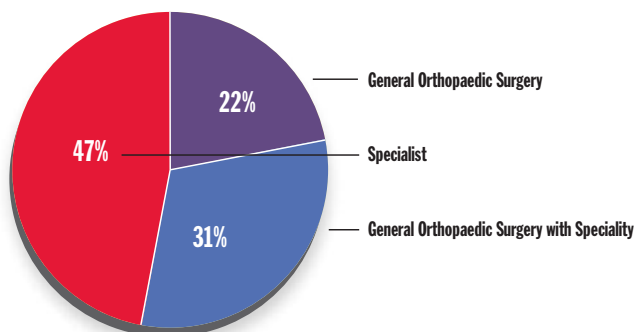


These numbers do not include over 3,700 Orthopaedic Research Society attendees that have complimentary access to the exhibits on Wednesday.

## 2009 PHYSICIAN REGISTRATION BY PRACTICE FOCUS – USA ONLY \*



## DEGREE OF SPECIALIZATION PRACTICE LIMITATION – USA ONLY \*

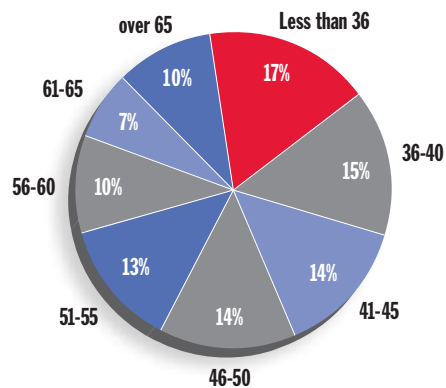


## AAOS 2009 ANNUAL MEETING

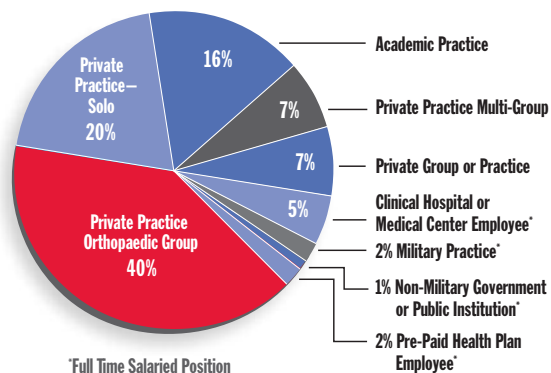
NUMBER OF EXHIBITING COMPANIES 540  
NSF OF EXHIBIT SPACE 258,600

AAOS Census Reports: Biennial reports summarizing Orthopaedic Surgeon demographics and orthopaedic practice-related information are available on the AAOS web site at the following link: [www.aaos.org/research/orthocensus/census.asp](http://www.aaos.org/research/orthocensus/census.asp)

## AGE OF ATTENDEES AT THE 2009 ANNUAL MEETING \*\*



## 2009 PHYSICIAN REGISTRATION BY PRACTICE SETTING – USA ONLY \*



\*Information obtained from the 2008 American Academy of Orthopaedic Surgeons Census. Totals may vary if physicians did not respond to question. Physicians may be included in more than one practice focus.

\*\*Not all attendees provided this information.