



# On-Site Resources

AAOS 2026 Annual Meeting

Welcome to New Orleans! This guide is your go-to resource for navigating the meeting, maximizing your experience, and staying connected while onsite.

**Thank you for joining us at  
#AAOS2026!**



# Table of Contents

- 3 Venue Map
- 4 Ground Transportation
- 5 Registration and Check-In
- 6 CME and Education / OnDemand
- 7 Theaters
- 8 Attendee Services
- 8 Information and Assistance
- 9 Health and Safety
- 9 Other Resources
- 9 Food and Drink
- 10 Mobile App



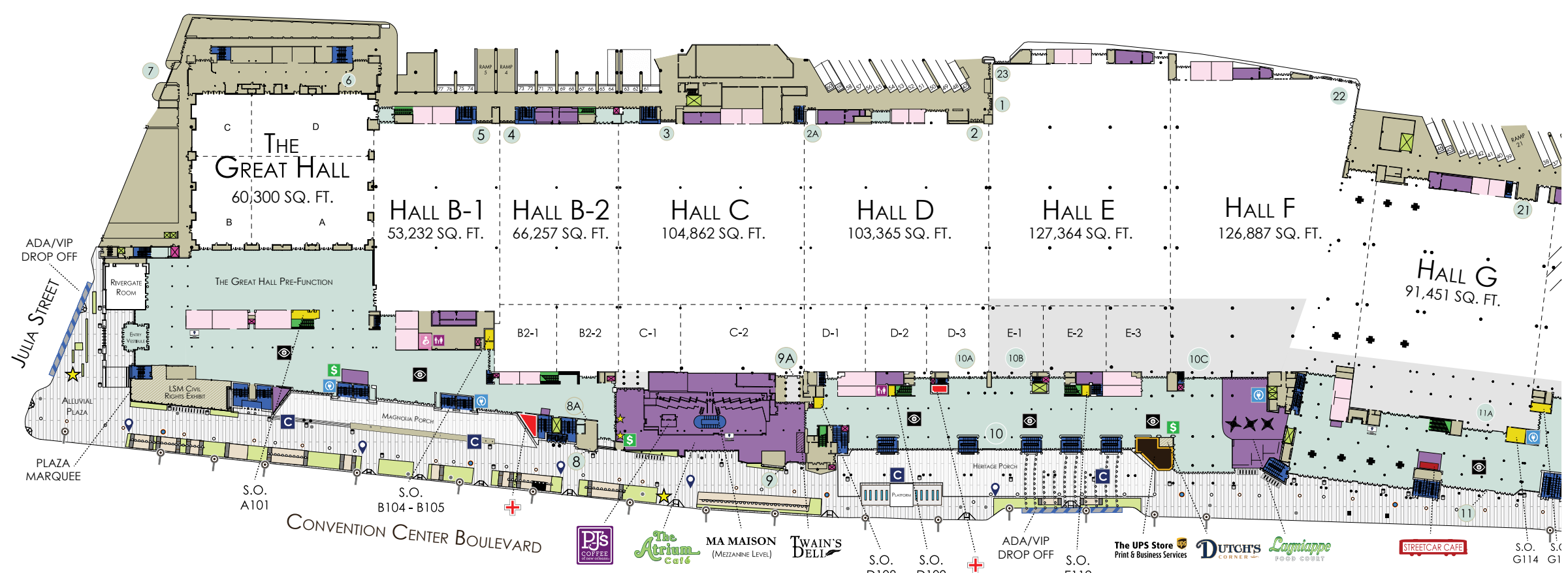




# Venue Map

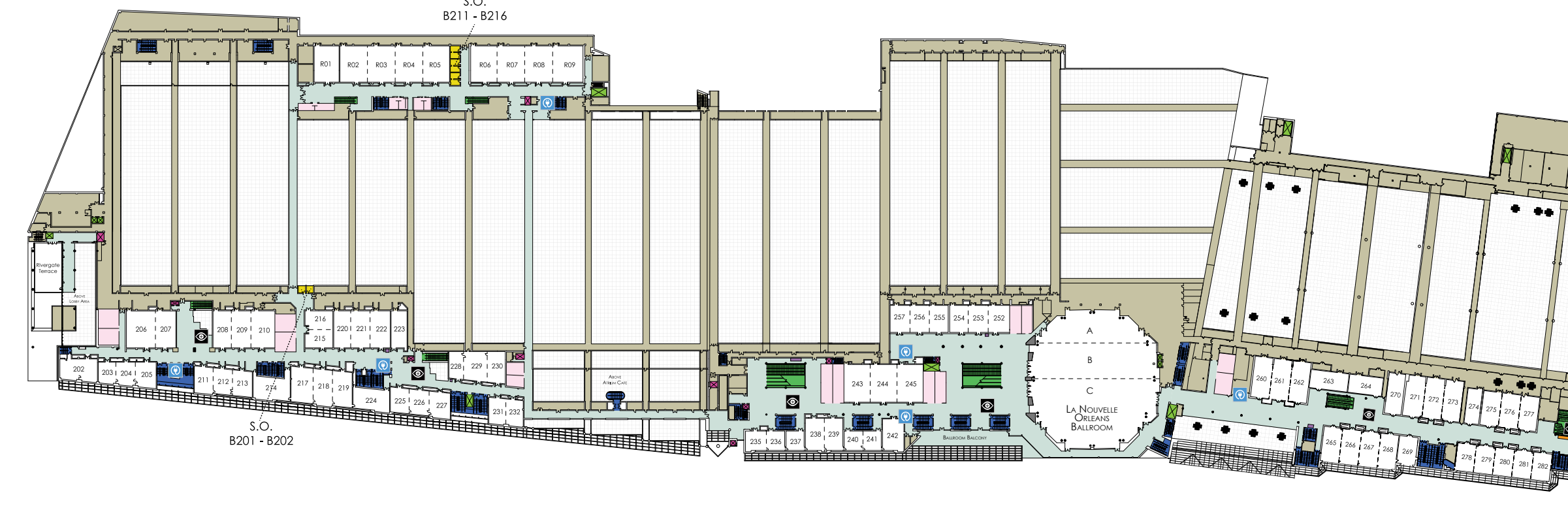
## Level 1

OrthoLive, Great Hall, Exhibit Halls B - F  
Great Hall Lobby, Lobbies B - G



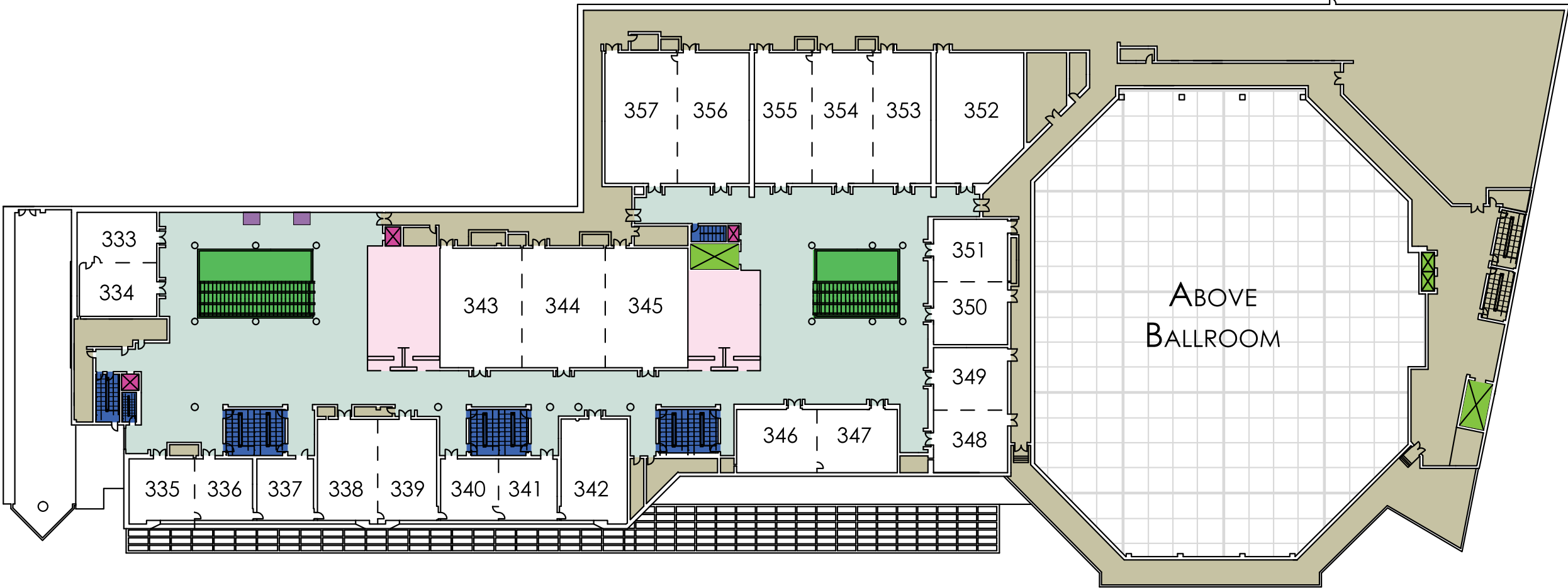
## Level 2

Meeting Rooms 202 - 282, La Nouvelle Ballroom, Rooms R01 - R09



## Level 3

Meeting Rooms 333 - 357







# Ground Transportation

## Shuttle Information

Complimentary shuttle service runs between the convention center and select AAOS hotels. Check the “Shuttles and Maps” section in the mobile app for schedules and updates. For wheelchair-accessible shuttles during service hours or other shuttle questions, contact the shuttle supervisor at the convention center or call/text Kushner & Associates: (626) 873-0018.

## Public transportation information

New Orleans offers excellent walkability from the convention center to the Warehouse District, French Quarter and many of the city’s attractions. The city is also accessible by taxis, rideshares, ferries, pedicabs or New Orleans’ charming street car system.



For detailed transportation information including schedules, maps, and booking resources, visit [here](#).





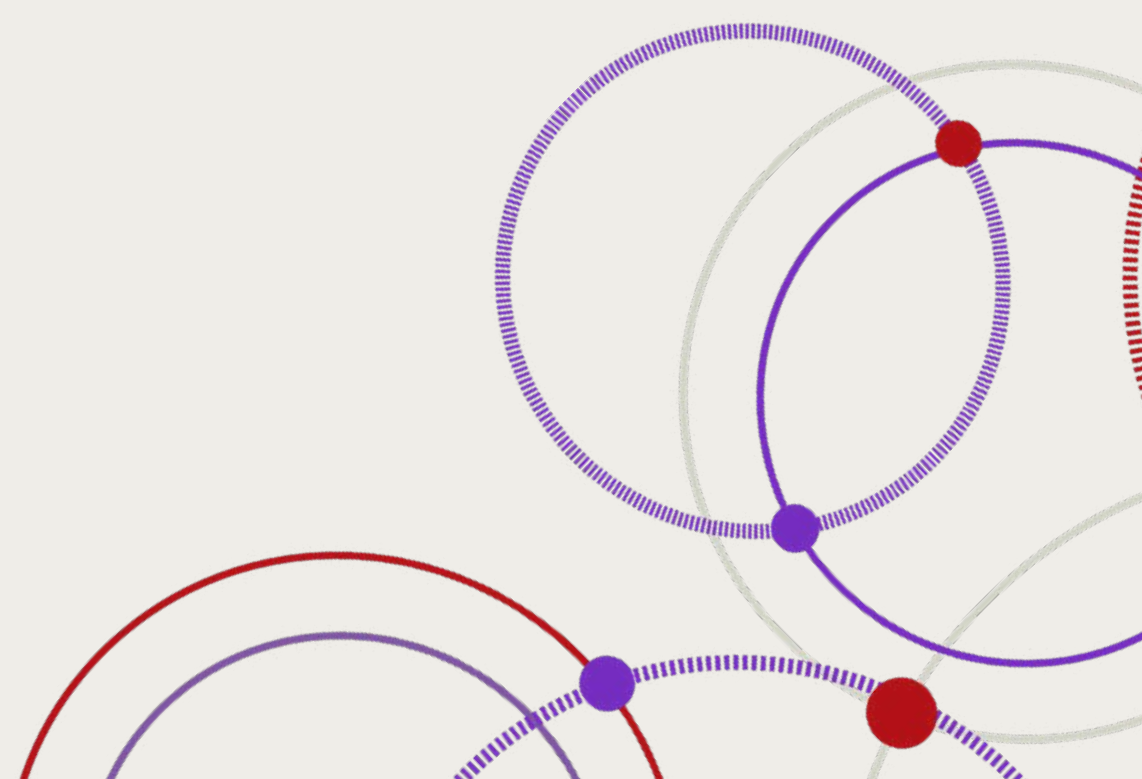
# Registration and Check-In

## Hours of Operation

Sunday: 2–5 p.m.

Monday–Thursday: 7 a.m.–5 p.m.

Friday: 6:30–10:30 a.m.



## Attendee Registration, Check-in, Ticket Sales

- Lobby E

## Attendee Check-in Satellite Sunday - Tuesday Only

- Great Hall Lobby

## Attendee Check-in Hotel Satellite Sunday & Monday Only

- Hilton Riverside, Level 1

Speakers and faculty can also pick up their badges in the Speaker Ready Room (Room 245) from Sunday through Friday.

## Badge Pickup Information

To receive your required badge, visit an Attendee Check-in Counter with your registration confirmation (electronic or printed). Badges are mandatory for access to the Exhibit Hall, AAOS sessions, Annual Meeting events, and Specialty Society Programs.





# CME and Education



## How to claim CME

CME credits can only be earned after checking in and receiving your meeting badge at the Registration Desk. Once checked in, scan any Digital CME Certificate QR code located throughout the conference center to receive your certificate of attendance via email from AAOS and participating Specialty Societies. No printing available. CME transcripts will be accessible approximately two weeks after the meeting ends.

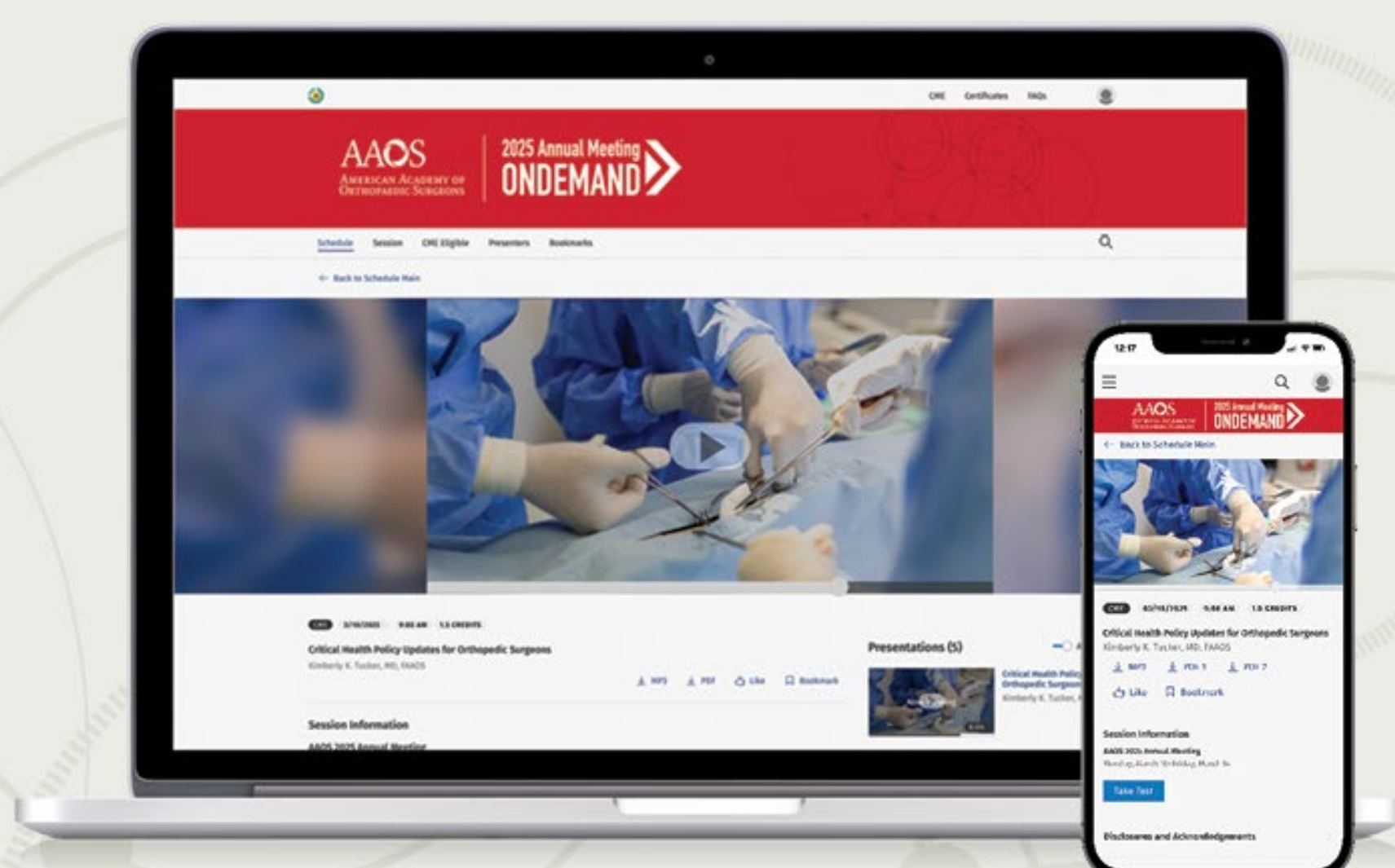
## Earn More CMEs with AAOS 2026 OnDemand

**Take up to 40% off\* during the meeting**

Missed a session? We've got you covered! Access education sessions online at anytime and earn additional CME credits.

The special discount offer is only available March 2-6, 2026. Purchase now at [aaos.broadcastmed.io](https://aaos.broadcastmed.io)

*\*Prices vary by membership type*





# Theaters

## **Innovation Theater: Exhibit Hall 20 Minutes**

Experience rapid-fire 20-minute spotlight sessions showcasing the newest advances in orthopaedic care. See cutting-edge products and research presented by industry pioneers, giving you an exclusive first look at emerging technologies and breakthrough developments shaping the future of the field.



## **Engagement Theater: OrthoLive, Great Hall | 30 Minutes**

In focused 30-minute sessions, speakers cover a wide spectrum of essential topics including advocacy, research advances, and diversity initiatives. These engaging presentations deliver key updates and insights in an accessible lecture format.



## **Poster Tour Theater: OrthoLive, Great Hall | 60 Minutes**

Join a 60-minute guided tour of top-rated posters led by recognized experts. Experience an interactive walkthrough highlighting key research findings, with opportunities to ask questions and gain deeper insights from field leaders.



## **Orthopaedic Video Theater: OrthoLive, Great Hall | Self-Paced**



Access a curated collection of peer-reviewed surgical technique videos, featuring award-winning procedures and new channel releases. Select and watch high-quality orthopaedic demonstrations at your own pace.





# Attendee Services



-  AAOS Headquarters Office: Room 238
-  Business Center: UPS Store, Lobby F
-  Coat & Luggage Check: Great Hall Lobby & Lobby G
-  Exhibits Office: Room 236
-  Hotel Desk: Lobby D
-  International Business Office: Room 340
-  Lactation Rooms: Women's restrooms in Lobbies B-1 and H
-  Magazine Office: Room 336
-  Prayer Room: Room 223
-  Press Office: Room 338

# Information and Assistance



**App Help Desk:** Lobby E

**Info Centers:** Great Hall Lobby, Lobbies D & G, and La Nouvelle Ballroom Lobby

**International Surgeons Lounge:** Room 340

**Membership Booth:** Lobby D





# Health and Safety



**First Aid Stations:** Lobbies B & D

## Emergency Numbers

**Morial Convention Center:** 504-582-3040

**From a facility house phone:** 3040

**Outside emergencies:** 911

**Poison Control:** 800-222-1222 (Nationwide)

# Other Resources



**AAOS Access Plus Booth:** OrthoLive, Great Hall, OVT Area

**AAOS OrthoPAC Booth:** OrthoLive, Great Hall

**AAOS Registry Program Booth:** OrthoLive, Great Hall


**ABOS Booth:** OrthoLive, Great Hall

**Annual Meeting OnDemand Sales Booth:** Lobby D & La Nouvelle Ballroom Lobby

**OLC Education and Conference Center Booth:** Exhibit Hall D, Booth 2545

**OREF Booth:** OrthoLive, Great Hall

# Food and Drink



**Concessions:** Located throughout the convention center including the Exhibit Hall and Morial Convention Center Lobbies.

**Water Bottle Fill Stations:** Various locations throughout the convention center.





DOWNLOAD  
THE APP

# Mobile App

## Intro to the App

Our mobile app is your intelligent guide for the entire Annual Meeting. Powered by AI recommendations and blue-dot indoor navigation, you'll discover the right sessions, connect with the right people, and get exactly where you need to go. From instant answers to your questions to turn-by-turn directions across the convention center, the complete meeting experience is at your fingertips

### Top Bar Navigation

#### **Hamburger Menu**

- Your gateway to all app features and content
- Access Ask AAOS, Exhibits, Resources, and Settings
- Navigate the entire meeting from one convenient menu

#### **Search Icon**

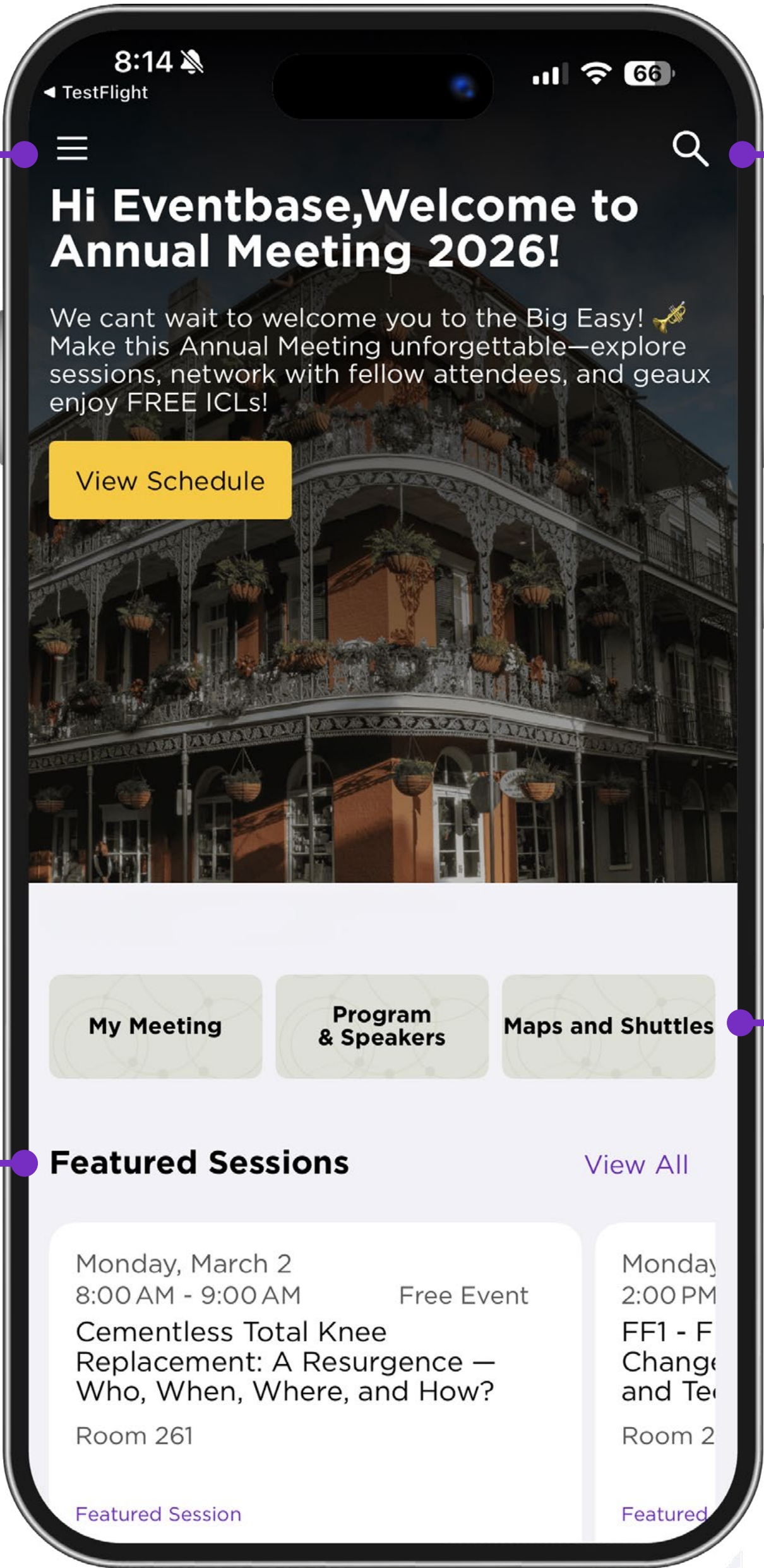
- Find sessions instantly
- Locate exhibitors
- Search for speakers
- Discover venue locations

#### **Hamburger Menu**

#### **Search Icon**

#### **Featured Sessions**

#### **Quick Links**



Keep learning about the Mobile App.





# Smart Features

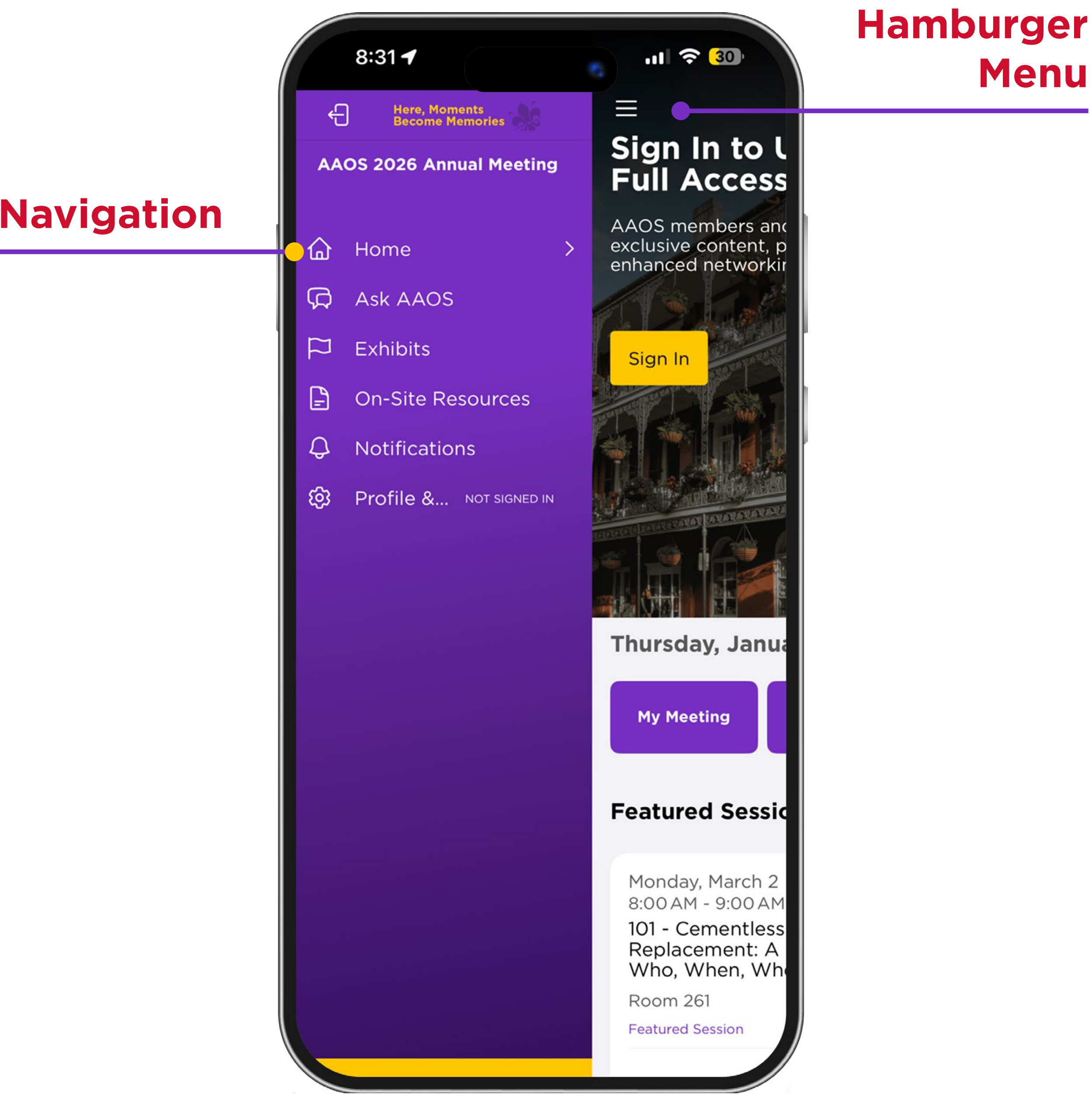
## Quick Links

- One-tap access to the app’s most-used features
- Jump directly to your agenda, session schedule, or maps
- Get where you need to go from the home screen—no searching required

*Note: Your app experience will become more personalized as you use it, with AI recommendations adapting to your preferences.*

## Mobile App Pro Tip

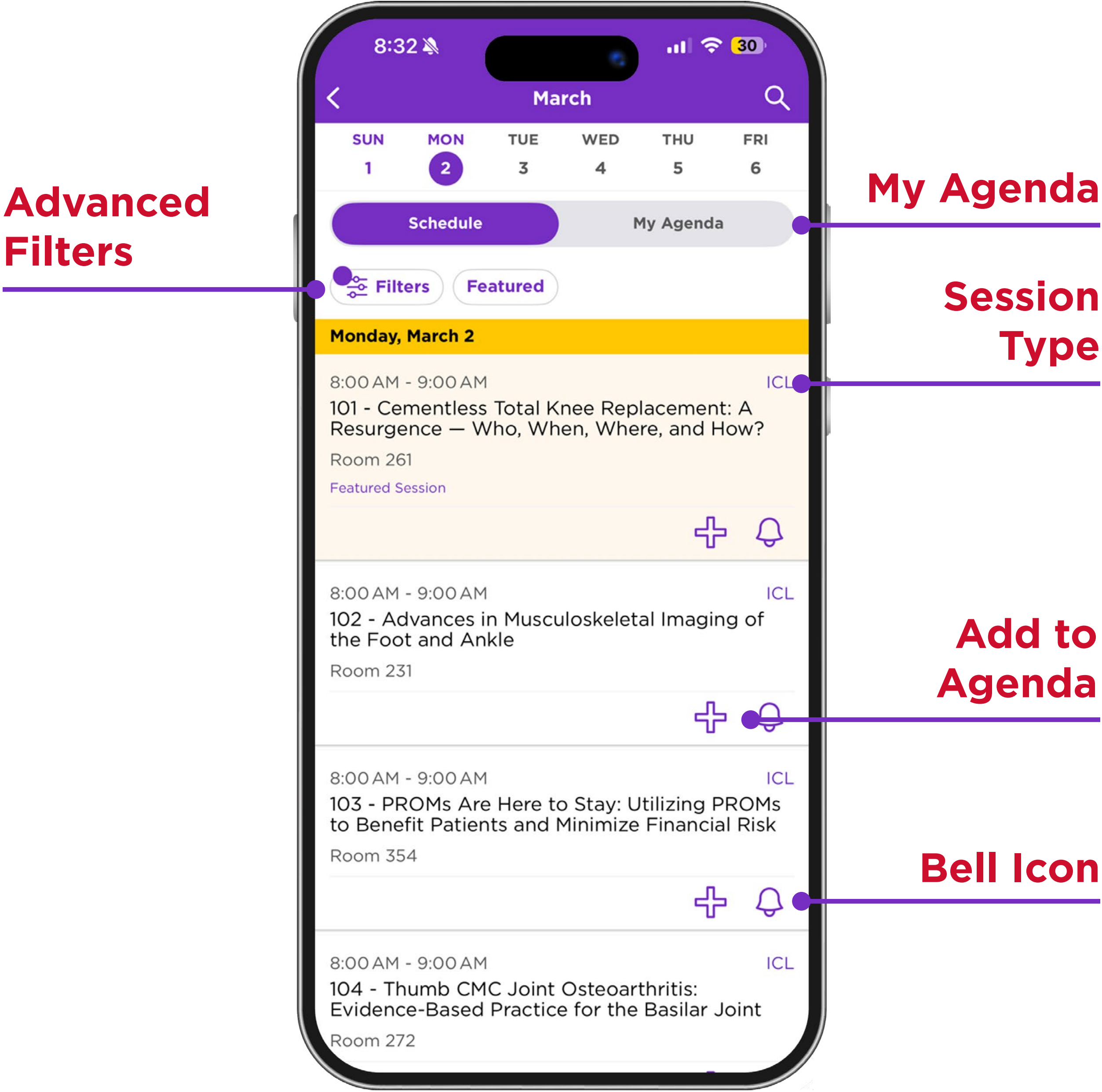
- Use the hamburger menu for comprehensive navigation
- Utilize search for precise content finding





Keep learning about the Mobile App.











## Search & Filter

-  **Search Icon:** Quickly find specific sessions, exhibitors, speakers, or locations
-  **Advanced Filters:** Comprehensive filtering options across the entire program to customize your view

## Navigation

-  **Carrot Button:** Returns you to the previous screen
-  **My Agenda:** View all sessions you've added to your agenda

## Session Management

-  **Add to Agenda:** Save sessions to your personal agenda
-  **Bell Icon:** Receive a notification 10 minutes before your saved sessions begin

## Tips for Using the Program

- Use filters to narrow down sessions by date, topic, or format
- Set reminders for must-attend sessions to ensure you don't miss them
- Check "My Agenda" regularly to review your scheduled activities



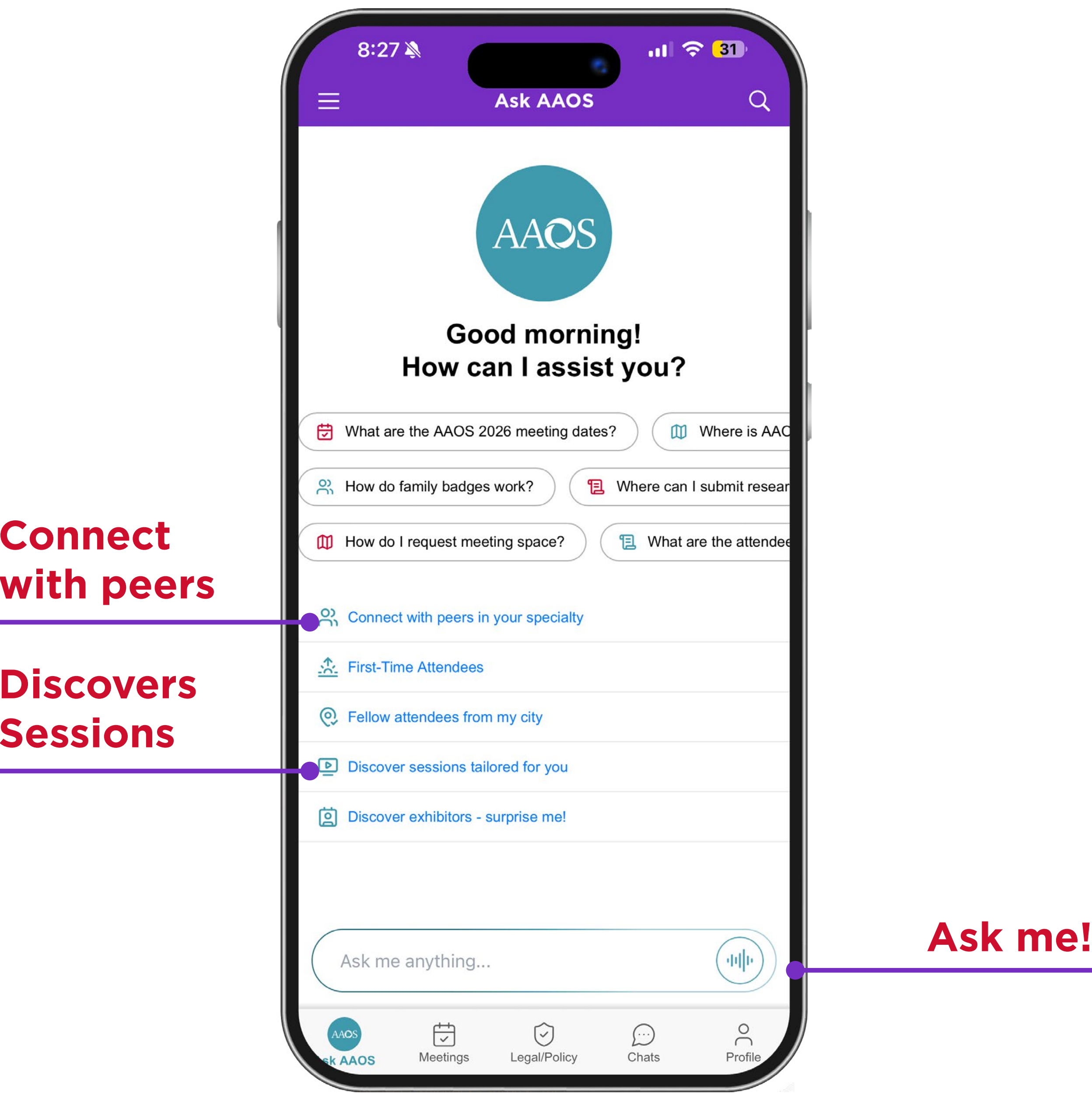
Keep learning about the Mobile App.





Ask AAOS - Your AI Meeting Assistant

Your personal concierge for the Annual Meeting



Smart Networking Recommendations

- Discover peers in your specialty to connect with
- Find attendees from your city or region
- Get personalized session recommendations based on your interests

Instant Answers to Your Questions

- “Where is session 302 located?”
- “When is the Keynote Speakers Session?”
- Ask anything about the meeting—get immediate answers

Personalized Discovery

- Explore sessions tailored to your practice focus
- Find exhibitors relevant to your specialty
- Access first-time attendee resources
- How to Use: Tap the “Ask AAOS” tab at the bottom of your app or type your question in the chat box.



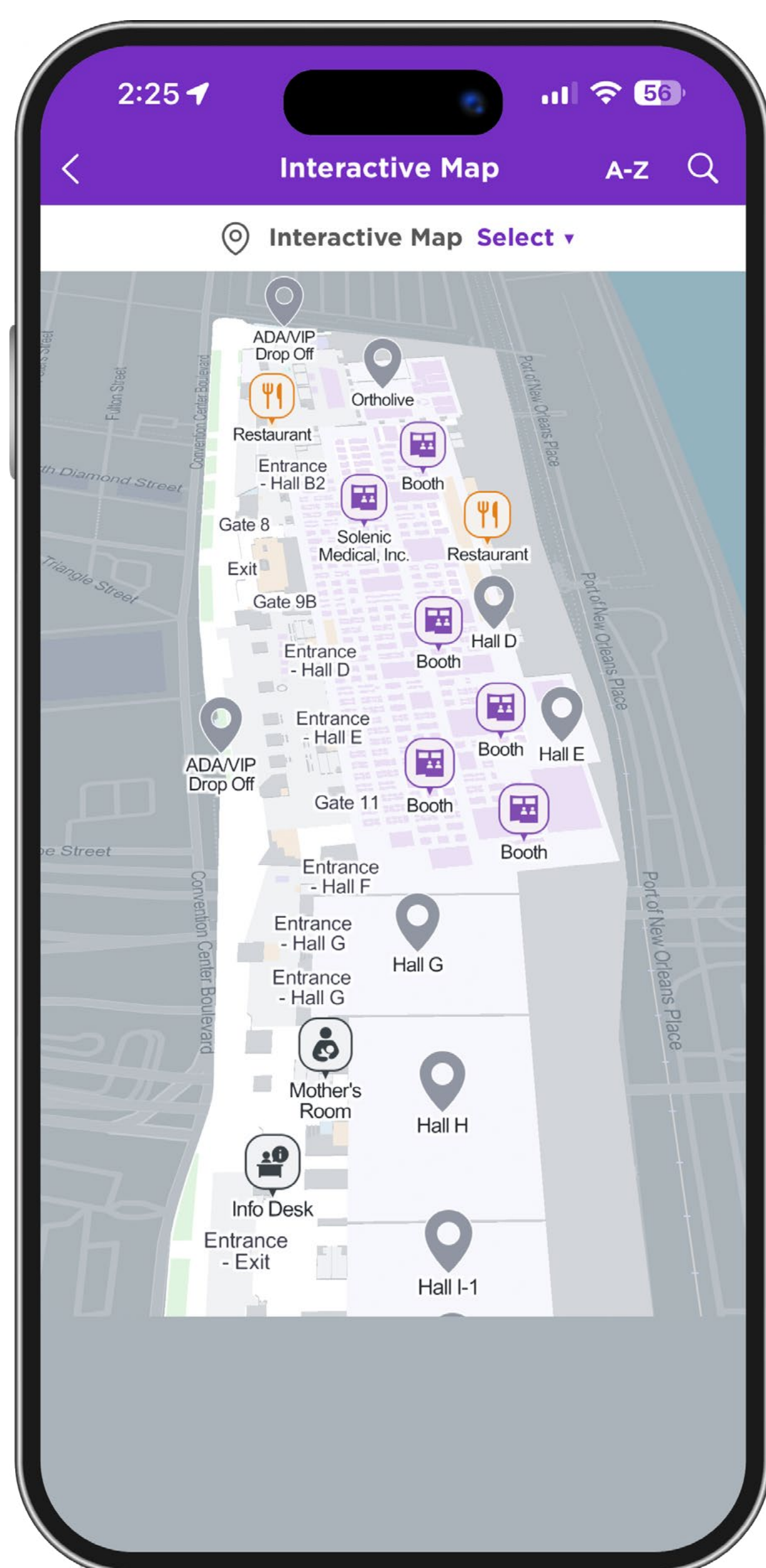
Keep learning about the Mobile App.





### PointrMaps Indoor Navigation

Never get lost in the convention center again!



### Blue-Dot “You Are Here” Technology

- See your exact location on the map in real-time
- Just like Google Maps, but for inside the venue

### Turn-by-Turn Directions

- Get walking directions to any session, exhibitor booth, or amenity
- Navigate the massive convention center with confidence

### Find Anything, Fast

- Search for specific locations and get instant routes
- Save time getting where you need to go

**How to Use:** Tap the maps and shuttles icon in your app > Interactive Conference Map > Search for your destination, and follow the blue dot!

