

# ENGAGE FACE-TO-FACE WITH ORTHOPAEDIC SURGEONS

No other orthopaedic meeting provides you the opportunity to connect with this focused and engaged audience.

## AAOS Annual Meeting Attendance

2019 LAS VEGAS, NV

TOTAL ATTENDANCE:

**29,448**



**TOTAL PROFESSIONAL: 15,011**

<b>9,654</b> Domestic Physician	<b>3,645</b> International Physician	<b>1,712</b> Non-Physician Medical
11,101 Exhibitor		3,336 Other*

2018 NEW ORLEANS, LA

TOTAL ATTENDANCE:

**27,115**



**TOTAL PROFESSIONAL: 13,843**

<b>9,096</b> Domestic Physician	<b>3,254</b> International Physician	<b>1,493</b> Non-Physician Medical
10,609 Exhibitor		2,663 Other*

2017 SAN DIEGO, CA

TOTAL ATTENDANCE:

**28,512**



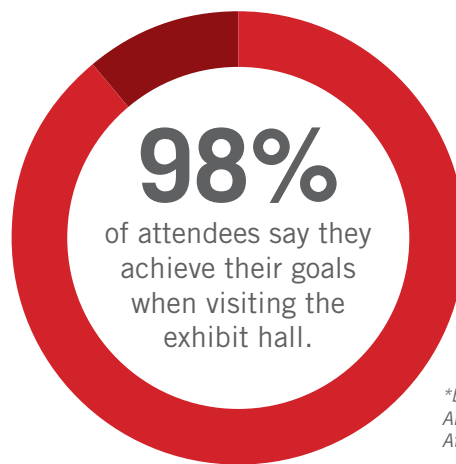
**TOTAL PROFESSIONAL: 15,259**

<b>8,693</b> Domestic Physician	<b>4,977</b> International Physician	<b>1,589</b> Non-Physician Medical
10,252 Exhibitor		3,001 Other*

\*Industry Non-Exhibitor, Guests, Staff/Vendor, Press, and Specialty Day Registrants

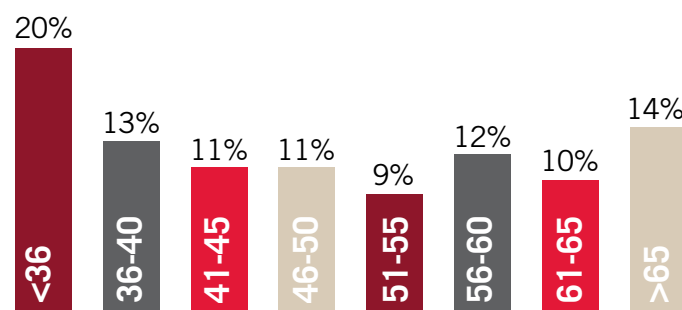
## Top 5 Reasons Attendees Visit the Exhibit Hall

1. See new products and technology
2. Visit multiple exhibitors in one location
3. Evaluate and compare products
4. Connect with exhibitors
5. Attend presentations/demonstrations



\*based on the 2019 Annual Meeting Attendee Survey

## 2019 Attendees by Age<sup>††</sup>



<sup>†</sup>Information obtained from the 2018 American Academy of Orthopaedic Surgeons Census and the 2019 Annual Meeting registration form.

<sup>††</sup>Not all attendees provided this information

Apply now for exhibit space at [aaos.org/exhibitors](http://aaos.org/exhibitors)

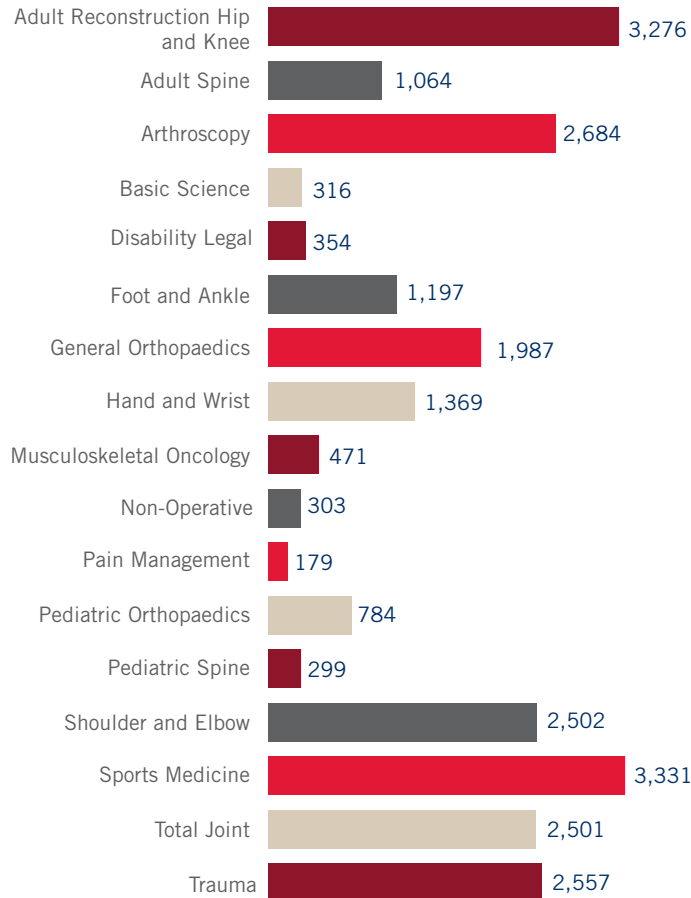
**MEET WITH SURGEONS  
ACROSS ALL PRACTICE AREAS**

- Exhibiting is your best opportunity to:
- Generate new leads
  - Connect with current and prospective customers
  - Promote your brand
  - Expand your market reach

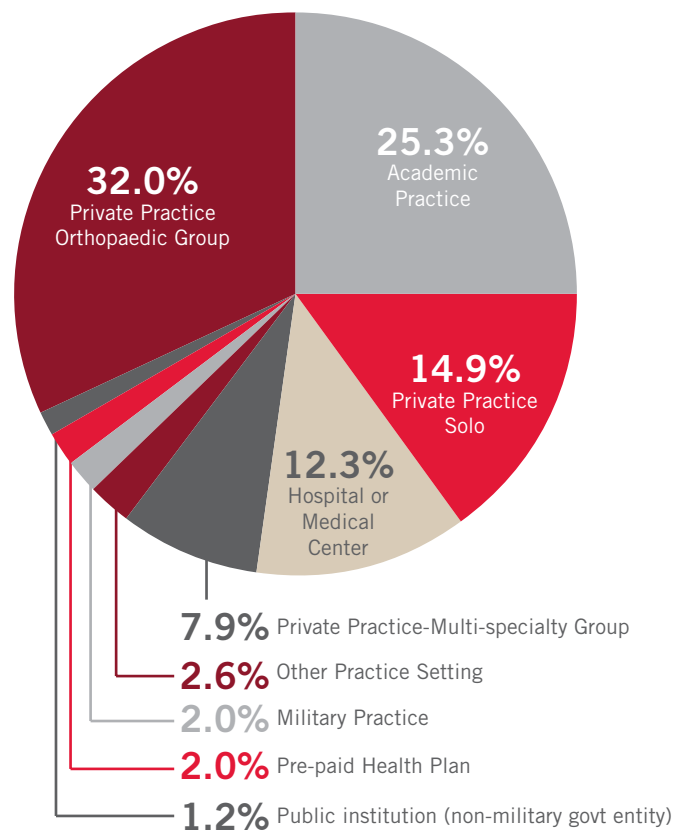


Nearly **90%** of all attendees visit the Exhibit Hall

**2019 Attendees by Focus<sup>†</sup>**

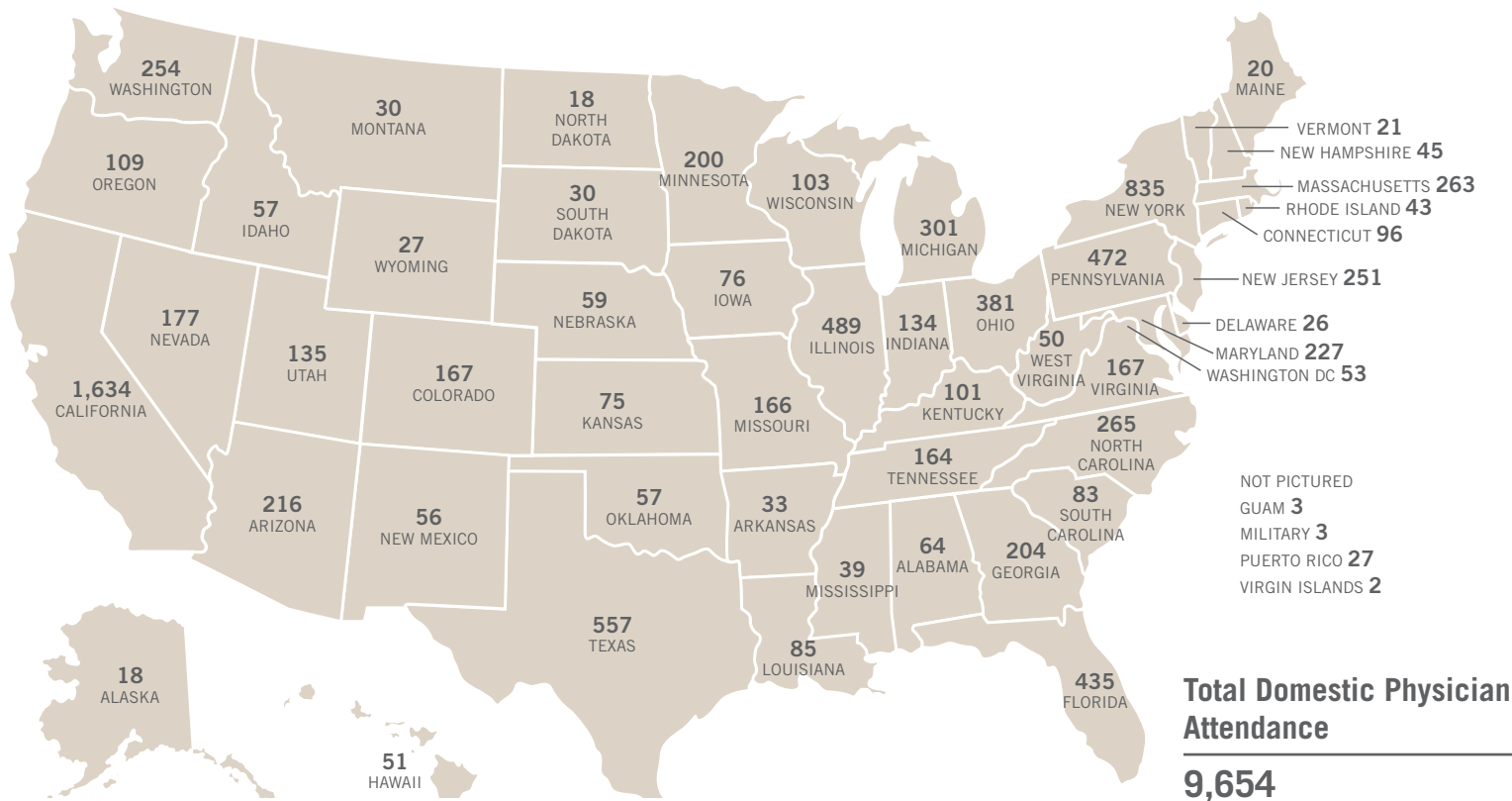


**2019 Attendees by Practice Setting<sup>†</sup>**



<sup>†</sup>Information obtained from the 2018 American Academy of Orthopaedic Surgeons Census and the 2019 Annual Meeting registration form. Totals may vary if physicians did not respond to a question. Physicians may be included in more than one practice focus or setting.

## 2019 Domestic Physician Attendance by State



## 2019 International Physician Attendance

