
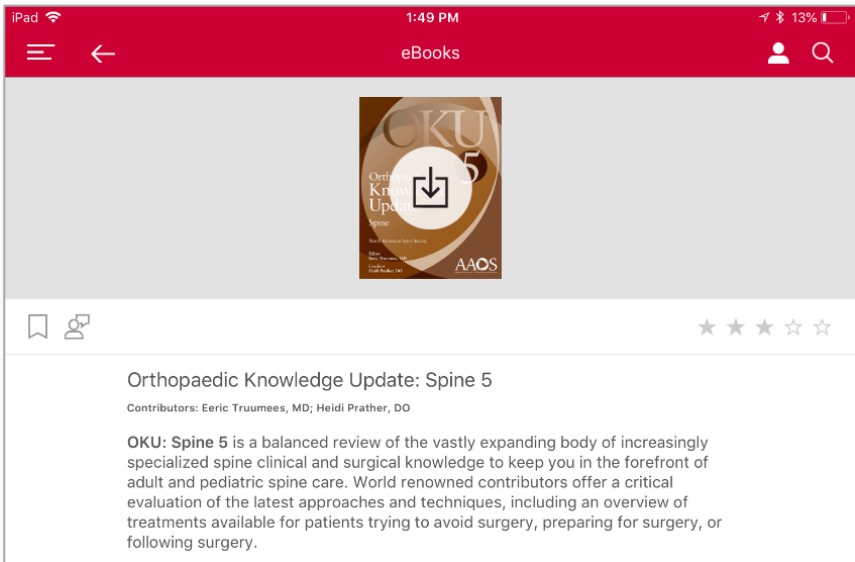



## Saving an AAOS eBook PDF file from the AAOS Access app to your desktop computer

1. Create a free Dropbox account: <https://www.dropbox.com/register>  
This allows you to save files and access them across all your devices.
2. Download Dropbox to your mobile device from the App Store or from Google Play. Sign in or create an account and sign in.



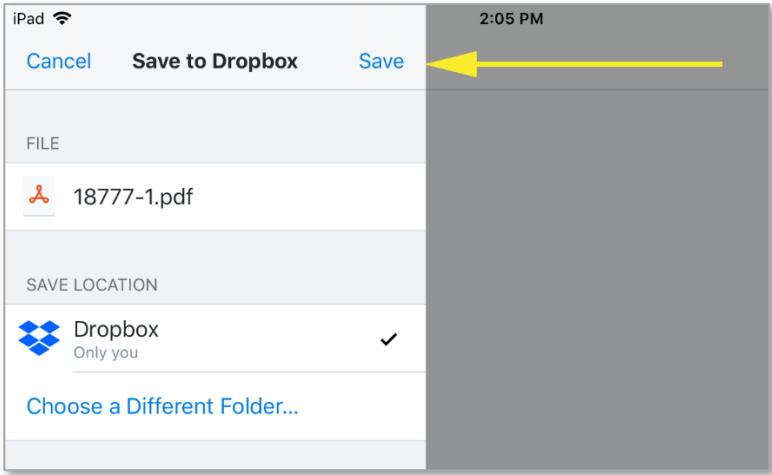
3. In the AAOS Access app, download your eBook to your device. 



4. Open and view the eBook
- Select the share icon in the upper right corner
- Select “Copy to Dropbox”



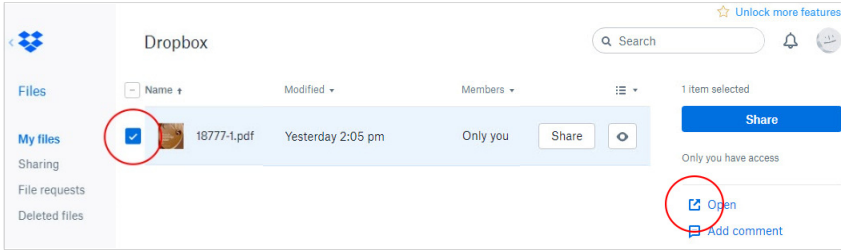
5. Save the file to Dropbox



6. To view this PDF on your desktop, login to Dropbox:

<https://www.dropbox.com/login>

Navigate to Files, select your book then open



7. This will open your PDF eBook in Adobe Reader or Adobe Acrobat, and from there you can save to your computer for quick access. Be sure to use bookmarks for easier navigation.

