



AMERICAN ACADEMY OF ORTHOPAEDIC SURGEONS

# **APPROPRIATE USE CRITERIA FOR OPTIMIZING THE MANAGEMENT OF FULL-THICKNESS ROTATOR CUFF TEARS**

**Adopted by the American Academy of Orthopaedic Surgeons  
Board of Directors**

September 20, 2013

### **Disclaimer**

Volunteer physicians from multiple medical specialties created and categorized these Appropriate Use Criteria. These Appropriate Use Criteria are not intended to be comprehensive or a fixed protocol, as some patients may require more or less treatment or different means of diagnosis. These Appropriate Use Criteria represent patients and situations that clinicians treating or diagnosing musculoskeletal conditions are most likely to encounter. The clinician's independent medical judgment, given the individual patient's clinical circumstances, should always determine patient care and treatment.

### **Disclosure Requirement**

In accordance with American Academy of Orthopaedic Surgeons policy, all individuals whose names appear as authors or contributors to this document filed a disclosure statement as part of the submission process. All authors provided full disclosure of potential conflicts of interest prior to participation in the development of these Appropriate Use Criteria. Disclosure information for all panel members can be found in Appendix C.

### **Funding Source**

The American Academy of Orthopaedic Surgeons exclusively funded development of these Appropriate Use Criteria. The American Academy of Orthopaedic Surgeons received no funding from outside commercial sources to support the development of these Appropriate Use Criteria.

### **FDA Clearance**

Some drugs or medical devices referenced or described in this document may not have been cleared by the Food and Drug Administration (FDA) or may have been cleared for a specific use only. The FDA has stated that it is the responsibility of the physician to determine the FDA clearance status of each drug or device he or she wishes to use in clinical practice.

### **Copyright**

All rights reserved. Reproduction, storage in a retrieval system, or transmission, in any form, or by any means, electronic, mechanical, photocopying, recording, or otherwise, of any part of this document, requires prior written permission from the American Academy of Orthopaedic Surgeons.

Published 2013 by the American Academy of Orthopaedic Surgeons  
6300 North River Road  
Rosemont, IL 60018  
First Edition  
Copyright 2013 by the American Academy of Orthopaedic Surgeons

The AAOS Appropriate Use Criteria  
for Optimizing the Management of Full-Thickness Rotator Cuff  
Tears  
are also available on our website at  
[www.aaos.org/auc](http://www.aaos.org/auc)

To access the AUC web-based application, please visit  
[www.aaos.org/aucapp](http://www.aaos.org/aucapp)

To access the interactive literature review used for this AUC please  
click the link below:  
[Interactive Literature Review](#)

## **OPTIMIZING THE MANAGEMENT OF FULL-THICKNESS ROTATOR CUFF TEARS AUC WRITING PANEL**

William Beach, MD  
Arthroscopy Association of North America

Mark A. Frankle, MD  
American Shoulder and Elbow Surgeons

James J. Irrgang, PhD, PT, ATC, FAPTA  
American Physical Therapy Association

Brian G. Leggin, PT, DPT, OCS  
American Society of Shoulder and Elbow Therapists

Phillip W. McClure, PhD, PT, FAPTA  
American Physical Therapy Association

Louis McIntyre, MD  
Arthroscopy Association of North America

Ronald A. Navarro, MD  
American Academy of Orthopaedic Surgeons

Charles A. Thigpen, PhD, PT, ATC  
American Society of Shoulder and Elbow Therapists

Stephen C. Weber, MD  
American Orthopaedic Society for Sports Medicine

Brian Wolf, MD  
American Orthopaedic Society for Sports Medicine

Joseph D. Zuckerman, MD  
American Shoulder and Elbow Surgeons

## **OPTIMIZING THE MANAGEMENT OF FULL-THICKNESS ROTATOR CUFF TEARS AUC REVIEW PANEL**

Jeffrey S. Abrams, MD  
American Orthopaedic Society for Sports Medicine  
American Shoulder and Elbow Surgeons

Richard L. Angelo, MD  
Arthroscopy Association of North America

Asheesh Bedi, MD  
American Orthopaedic Society for Sports Medicine

Stephen S. Burkhart, MD  
American Orthopaedic Society for Sports Medicine

Brian J. Cole, MD, MBA  
Arthroscopy Association of North America  
American Shoulder and Elbow Surgeons

Frank A. Cordasco, MD  
American Orthopaedic Society for Sports Medicine

Edward V. Craig, MD  
American Shoulder and Elbow Surgeons

Allen A. Deutsch, MD  
American Shoulder and Elbow Surgeons

David M. Dines, MD  
American Shoulder and Elbow Surgeons

Larry D. Field, MD  
Arthroscopy Association of North America

Bryce Gaunt, PT, SCS  
American Society of Shoulder and Elbow Therapists

Mark Getelman, MD  
Arthroscopy Association of North America

Robert E. Hunter, MD  
Arthroscopy Association of North America

June Kennedy, PT, MS  
American Society of Shoulder and Elbow Therapists

Dirk Kokmeyer, PT, SCS, COMT  
American Society of Shoulder and Elbow Therapists

Sumant G. Krishnan, MD  
American Orthopaedic Society for Sports Medicine

John E. Kuhn, MD  
American Orthopaedic Society for Sports Medicine

Patrick J. McMahon, MD  
American Shoulder and Elbow Surgeons

Matthew W. Menet, MD  
American Academy of Orthopaedic Surgeons

CDR Matthew T. Provencher, MD, MC, USN  
American Orthopaedic Society for Sports Medicine

Lee Rosenzweig, PT, DPT, CHT  
American Society of Shoulder and Elbow Therapists

Felix H Savoie, III, MD  
American Shoulder and Elbow Surgeons  
Arthroscopy Association of North America  
American Orthopaedic Society for Sports Medicine

Angela R. Tate, PT, PhD  
American Society of Shoulder and Elbow Therapists

Stephen J. Thomas, PhD, ATC  
American Society of Shoulder and Elbow Therapists

Gerald R. Williams Jr., MD  
American Shoulder and Elbow Surgeons

Ken Yamaguchi, MD, MBA  
American Shoulder and Elbow Surgeons  
American Orthopaedic Society for Sports Medicine

Eric Jon Olson, MD  
American Academy of Orthopaedic Surgeons

Neal C. Chen, MD  
American Association of Hand Surgery

Andrew Green, MD  
American Shoulder and Elbow Surgeons

## **OPTIMIZING THE MANAGEMENT OF FULL-THICKNESS ROTATOR CUFF TEARS AUC VOTING PANEL**

Alan S. Curtis, MD  
Arthroscopy Association of North America

Christopher C. Schmidt, MD  
American Society for Surgery of the Hand

Patrick David George Henry, MD FRCS  
American Academy of Orthopaedic Surgeons

Robert L. Waltrip, MD  
American Academy of Orthopaedic Surgeons

Steve A. Petersen, MD  
American Shoulder and Elbow Surgeons

Amee L. Seitz, PT, PhD, DPT, OCS  
American Society of Shoulder and Elbow Therapists

Bernard F. Morrey, MD  
American Shoulder and Elbow Surgeons

Gerard P. Brennan, PT, PhD  
American Physical Therapy Association

Paula Ludewig, PT, PhD  
American Physical Therapy Association

Jaimo Ahn, MD, PHD  
Association of Bone and Joint Surgeons

Joseph H. Kostuch, PT, SCS  
American Society of Shoulder and Elbow Therapists

Kellie C. Huxel Bliven, PhD, ATC  
American Society of Shoulder and Elbow Therapists

Mark E. Baratz, MD  
American Association of Hand Surgery

Nitin B. Jain, MD, MSPH  
American Academy of Physical Medicine and  
Rehabilitation

Paul A. Manner, MD, FRCSC  
Association of Bone and Joint Surgeons

William D. Murrell Jr., MD, MSc  
American Academy of Orthopaedic Surgeons

## **VOTING PANEL ROUND TWO DISCUSSION MODERATORS**

James O. Sanders, MD

Michael Warren Keith, MD

## **AUC SECTION LEADER**

James O. Sanders, MD

## **AAOS AUC SECTION**

Brent Graham, MD

Michael Warren Keith, MD

Michael H. Heggeness, MD

Charles T. Mehlman, DO, MPH

## **COMMITTEE ON EVIDENCE-BASED QUALITY AND VALUE CHAIR**

David S. Jevsevar, MD, MBA

## **COUNCIL ON RESEARCH AND QUALITY CHAIR**

Kevin J. Bozic, MD, MBA

## **AAOS STAFF**

Deborah Cummins, PhD

Director of Research and Scientific Affairs

Phone: (847) 384-4326

E-mail: [cummins@aaos.org](mailto:cummins@aaos.org)

Jayson Murray, MA

Manager, Evidence-Based Medicine Unit

Phone: (847) 384-4316

E-mail: [jmurray@aaos.org](mailto:jmurray@aaos.org)

William Martin, III, MD

Medical Director

Anne Woznica, MLS

Medical Librarian

Ryan Pezold, MA

Evidence-Based Medicine Research Analyst

Leeaht Gross, MPH

Evidence-Based Medicine Coordinator

Yasseline Martinez

Evidence-Based Medicine Administrative Assistant

## **ADDITIONAL CONTRIBUTORS**

Ioannis Pappou, MD

Matt Teusink, MD

Daniel Schwartz, MD

## Table of Contents

Optimizing the Management of Full-Thickness Rotator Cuff Tears AUC Writing Panel .....	iv
Optimizing the Management of Full-Thickness Rotator Cuff Tears AUC Review Panel .....	iv
Optimizing the Management of Full-Thickness Rotator Cuff Tears AUC Voting Panel.....	ii
Voting Panel Round Two Discussion Moderators.....	ii
AUC Section Leader .....	ii
AAOS AUC Section .....	ii
Committee on Evidence-Based Quality and Value Chair.....	ii
Council on Research and Quality Chair.....	ii
AAOS Staff.....	ii
I. INTRODUCTION .....	1
Overview.....	1
II. METHODS .....	5
Developing Criteria.....	5
Formulating Indications and Scenarios.....	6
Creating Definitions and Assumptions .....	7
Table 1. Indications and Classifications .....	9
Literature Review.....	10
Reviewing Scenarios.....	10
Determining Appropriateness .....	10
<i>Optimizing the Management of Full-Thickness Rotator Cuff Tears AUC Voting Panel</i> .....	10
Rating Appropriateness.....	11
Table 2. Appropriateness Ratings .....	11
Round One Voting .....	12
Round Two Voting .....	12
Final Ratings .....	12
Table 3. Defining Agreement and Disagreement for Appropriateness Ratings .....	13
Revision Plans.....	13
Disseminating Appropriate Use Criteria.....	14
III. DEFINITIONS OF PATIENT INDICATIONS AND TREATMENTS .....	15
Definitions of Patient Indications .....	15
Definitions of Treatments .....	18
IV. RESULTS OF APPROPRIATENESS RATINGS .....	19
Figure 1. Breakdown of Appropriateness Ratings .....	20
Figure 2. Percent of Appropriate Ratings by Total Number of Voting Items .....	21
Figure 3. Within Treatment Appropriateness Ratings .....	21
Figure 4. Percent of Voting Items Agreed Upon Within Treatment Groups.....	22
Appropriate Use Criteria for Optimizing the Management of Full-Thickness Rotator Cuff Tears.....	23
AppendicesAppendix A. Documentation of Approval.....	41
Appendix B. List of Clinical Scenarios .....	43
Scenarios 1-146 (Patients Exhibiting Mild Symptoms).....	43
Scenarios 147-290 (Patients Exhibiting Moderate Symptoms) .....	52

Scenarios 291-434 (Patients Exhibiting Severe Symptoms) .....	62
Appendix C. Disclosure Information .....	72
Appendix D. References .....	81
Appendix E. Study Attrition Chart 2010 CPG vs. 2013 AUC.....	82



# I. INTRODUCTION

## OVERVIEW

The American Academy of Orthopaedic Surgeons (AAOS) has developed these Appropriate Use Criteria (AUC) to determine appropriateness of treatment for full-thickness rotator cuff tears. An “appropriate” healthcare service is one for which the expected health benefits exceed the expected negative consequences by a sufficiently wide margin.<sup>9</sup> Evidence-based information, in conjunction with the clinical expertise of physicians from multiple medical specialties, was used to develop the criteria in order to improve patient care and obtain the best outcomes while considering the subtleties and distinctions necessary in making clinical decisions. The foundation for this AUC is the 2010 Optimizing the Management of Rotator Cuff Problems Clinical Practice Guideline, which can be accessed via the following link:

<http://www.aaos.org/research/guidelines/RCPGuideline.asp>

The purpose of the AUC is to help determine the appropriateness of clinical practice guideline recommendations for the heterogeneous patient population routinely seen in practice. The best available scientific evidence is synthesized with collective expert opinion on topics where gold standard randomized clinical trials are not available or are inadequately detailed for identifying distinct patient types. When there is evidence corroborated by consensus that expected benefits substantially outweigh potential risks, exclusive of cost, a procedure is determined to be appropriate. The AAOS uses the RAND/UCLA Appropriateness Method (RAM).<sup>9</sup> Our process includes these steps: reviewing the results of the evidence analysis, compiling a list of clinical vignettes, and having an expert panel comprised of representatives from multiple medical specialties to determine the appropriateness of each of the clinical indications for treatment as “Appropriate,” “May be Appropriate,” or “Rarely Appropriate.”

To access an intuitive and more user-friendly version of the appropriate use criteria for this topic online, please use our AUC web-based application at [www.aaos.org/aucapp](http://www.aaos.org/aucapp).

These criteria should not be construed as including all indications or excluding indications reasonably directed to obtaining the same results. The criteria intend to address the most common clinical scenarios facing all appropriately trained surgeons and all qualified physicians managing patients under consideration for managing full-thickness rotator cuff tears. The ultimate judgment regarding any specific criteria should address all circumstances presented by the patient and the needs and resources particular to the locality or institution. It is also important to state that these criteria were developed as guidelines and are not meant to supersede clinician expertise and experience or patient preference.

## INTERPRETING THE APPROPRIATENESS RATINGS

To prevent misuse of these criteria, it is extremely important that the user of this document understands how to interpret the appropriateness ratings. The appropriateness rating scale ranges from one to nine and there are three main range categories that determine how the median rating is defined (i.e. 1-3 = “Rarely Appropriate”, 4-6 = “May Be Appropriate”, and 7-9 = “Appropriate”). Before these appropriate use criteria are consulted, the user should read through and understand all contents of this document.

## **PATIENT POPULATION AND ASSUMPTIONS OF THE WRITING PANEL**

The purpose of this AUC is to report on the optimal management of symptomatic full-thickness rotator cuff tears based on expert experience and review of the literature as an appropriate use document for AAOS members, assuming the patient has sufficient pain and/or dysfunction that they are seeking out the opinion of an orthopaedist and that the treating clinician is trained and capable of effectively performing the recommended treatment(s). This AUC is not meant to be used as a standalone algorithm and should be used in conjunction with clinical evaluation, clinician judgment, and patient preference. Confounding factors and concurrent diagnoses may alter the treatment. The target patient group is assumed to have a clinical history (i.e. anterolateral shoulder pain not radiating past the elbow), physical examination (e.g., external rotation lag, positive drop arm test, and/or pain relief but sustained weakness after impingement test), and imaging findings (i.e. MRI) all consistent with a full-thickness rotator cuff tear. This exercise implies that an MRI has been obtained for treatment decision purposes. This does not imply that this document recommends an MRI be obtained in all scenarios. Several caveats and confounding variables have to be addressed before the physician can start applying these criteria to treat their patients. Rotator cuff tears can present in an acute or chronic fashion.

As one of the patient indication variables is “Response to previous treatment”, it is the assumption of the voting panel that each patient has already been evaluated by a medical practitioner and undergone some form of initial conservative management.

The clinician has to take a full history, as well as conduct a thorough physical exam. This cannot be substituted for a complete history and thorough physical examination for patients with an imaging study documenting a full thickness rotator cuff tear. Pain patterns that do not fit or are suggestive of other pathologies need to be assessed, i.e. radiculopathy. The physical exam should include assessment of potential alternative pathologies that may have a similar clinical presentation to rotator cuff tears, such as limitation in active motion, patients with frozen shoulder/shoulder stiffness, and concomitant cuff tears, compose a distinct clinical entity.

It is assumed that the patient scenarios are a snapshot in time. The patient scenarios do not account for changes in symptoms and other findings that may occur during follow-up. That is, a patient presenting initially in one scenario may subsequently present in a different scenario on follow-up. Furthermore, the AUC voting panel acknowledges that each AUC scenario is a generalization based only on a handful of prognostic factors and only these factors were considered when voting was conducted. Additional factors that were not considered, such as patient age or participation in professional sports, might drastically alter the vote for any specific patient scenario.

For surgical candidates with any other concomitant diagnoses, such as biceps tendonitis, labral fraying/tearing, and osteophytes at the inferior surface of the AC joint which may act as pain generators or contribute to mechanical tendon attrition, these appropriate use criteria may still be applicable if the candidate meets both of the following conditions:

- 1) If after the history, exam, and imaging review the clinician determines that the rotator cuff tear accounts for the majority of the symptoms

2) Treatment of this secondary pathology is necessary as part of the surgical procedure to treat potential pain generators and relieve pathology that may deteriorate the surgical outcome.

Ultimately, the treating physician needs to a) tailor the treatment to the severity of the symptoms as described by the patient and appreciated through the history and b) use their expertise, knowledge, and experience to treat the patient with the optimal management (considering patient's expectations) for that particular patient after discussing the options with the patient.

## **CONDITIONS NOT COVERED WITHIN THIS DOCUMENT**

These conditions listed below are specifically not addressed in this AUC, there is no comment regarding recommendations for treatment or non-treatment for these patients:

- Rotator cuff re-tears/history of previous rotator cuff repair
- Partial-thickness tears or rotator cuff tendonitis/impingement syndrome/rotator cuff bursitis
- Secondary diagnosis that the surgeon determines is more likely to be the relevant pathology creating pain such as:
  - Glenohumeral Arthrosis
  - Calcific tendinitis
  - Plexopathy, radiculopathy or muscle weakness from SSN nerve compression
  - Isolated clinically symptomatic AC joint arthritis

## **INCIDENCE & PREVALENCE**

Rotator cuff disease is one of the most common musculoskeletal disorders in the adult population. Approximately 18 million Americans self-reported shoulder pain in 2005, meaning that it follows only knee complaints in prevalence.<sup>1</sup> Rotator cuff tears were noted in 39% of cadaver shoulders in the classic study of De Palma et al.<sup>2</sup> and a high prevalence of asymptomatic cuff tears was noted in contemporary studies<sup>3,4,5F</sup> A substantial proportion of asymptomatic cuff tears become symptomatic over time<sup>3</sup>, begging the question of the impact and efficacy of earlier diagnosis and treatment upon the ultimate clinical outcome and cost of rotator cuff treatment. The incidence of full-thickness rotator cuff tears increases as a function of age. With the “graying” of the baby boomer generation, we can therefore expect the prevalence of rotator cuff disorders to increase over the next two decades.<sup>1</sup>

## **BURDEN OF DISEASE**

Rotator cuff disorders comprise a large subset of shoulder disorders and are one of the most common causes of shoulder pain in the upper extremity, especially when pooled as a continuum from sub-acromial impingement/bursitis to rotator cuff degeneration/tear.<sup>6</sup> In 2007, 76,000 work-related shoulder injuries and illnesses involving days away from work were reported in the United States.<sup>7</sup> The potential cost burden of rotator cuff disease is worth acknowledging particularly when calculated as a summation of costs related to diagnostic imaging, therapy services, and surgical intervention.

## **ETIOLOGY**

Rotator cuff degeneration (tendinosis) begins in the early decades of life, with partial thickness cuff tears and fullthickness cuff tears increasing in frequency in the later decades. Cuff tears are occasionally truly traumatic in nature; however tendon tears usually occur in the presence of some degree of tendinosis. In some cases, extrinsic damage related to acromial spurring co-exists, however current opinion places greater emphasis upon the intrinsic nature of rotator cuff degeneration, including the inherent vascularity of the rotator cuff. Unfortunately, the fundamental pathoetiology of intrinsic tendinosis is not well understood.

## **RISK FACTORS**

Increasing age is a positive risk factor for development of a rotator cuff tear. Repetitive trauma may play a role as well (for example industrial exposure or some high demand sports activities).<sup>8</sup>

## **EMOTIONAL AND PHYSICAL IMPACT OF ROTATOR CUFF PROBLEMS**

Rotator cuff disorders substantially affect quality of life, including disordered activities of daily living, altered sleep patterns, and adverse impact on work and recreation. This impact ranges from a chronic low level nuisance to un-remitting and severe pain and disability. Although post-operative recovery is most dramatic in the first few months, patients report gradual improvement in function and decreased pain for a year or more after surgical intervention. Some patients become physically dependent during the early post-operative phase, since they are unable to utilize the operated extremity for activities of daily living. This is a particular burden in the elderly, particularly for patients who were living alone and independently prior to surgery.

## **POTENTIAL HARMS AND CONTRAINDICATIONS**

Most treatments are associated with some known risks, especially invasive and operative treatments. In addition, contraindications vary widely based on the treatment administered. Therefore, discussion of available treatments and procedures applicable to the individual patient rely on mutual communication between the patient and physician, weighing the potential risks and benefits for that patient.

## II. METHODS

These AUC for Optimizing the Management of Full-Thickness Rotator Cuff Tears are based on a review of the available literature regarding management of full-thickness rotator cuff tears and a list of clinical scenarios (i.e. criteria) constructed and voted on by experts in orthopaedic surgery and other relevant medical fields. This section describes the methods adapted from the RAND/UCLA Appropriateness Method (RAM).<sup>9</sup> This section also includes the activities and compositions of the various panels that developed, defined, reviewed, and voted on the criteria.

Three panels participated in the development of the AAOS *Optimizing the Management of Full-Thickness Rotator Cuff Tears* AUC (see list on page iv). Members of the writing panel developed a list of 434 patient scenarios and five treatments. The review panel reviewed these scenarios and treatments independently to ensure that they were representative of patients and scenarios clinicians are likely to encounter. The voting panel participated in two rounds of voting. During the first round of voting, the voting panel was given approximately one month to independently rate the appropriateness of the five treatments for the 434 patient scenarios as ‘Appropriate’, ‘May Be Appropriate’, or ‘Rarely Appropriate’ via an electronic ballot. After the first round of appropriateness ratings were submitted, AAOS staff calculated the median ratings for each patient scenario and specific treatment. An in-person voting panel meeting was held in Rosemont, IL on June 1<sup>st</sup> of 2013. During this meeting, voting panel members addressed the scenarios/treatments which resulted in disagreement (definition of disagreement can be found in Table 3). The voting panel members were asked to rerate their first round ratings during and after the voting panel meeting, only if they were persuaded to do so by the discussion and available evidence. Voting occurred during the in-person meeting and continued for approximately 3 weeks following the meeting. The voting panel determined appropriateness by rating scenarios (i.e. criteria) as ‘Appropriate’, ‘May Be Appropriate’, or ‘Rarely Appropriate’. There was no attempt to obtain consensus about appropriateness.

AAOS Appropriate Use Criteria Section, the AAOS Council on Research and Quality, and the AAOS Board of Directors sequentially approved the Appropriate Use Criteria for Optimizing the Management of Full-Thickness Rotator Cuff Tears. AAOS submits this AUC to the National Guidelines Clearinghouse and, in accordance with the National Guidelines Clearinghouse criteria, will update or retire this AUC within five years of the publication date.

### DEVELOPING CRITERIA

Members of the Optimizing the Management of Full-Thickness Rotator Cuff Tears AUC writing panel, who are orthopaedic specialists in management of rotator cuff tears, developed clinical scenarios using the following guiding principles:

- Include a broad spectrum of patients that may be eligible for management of full-thickness rotator cuff tears [*comprehensive*]
- Classify patients into a unique scenario [*mutually exclusive*]
- Consistently classify similar patients into the same scenario [*reliable, valid indicators*]

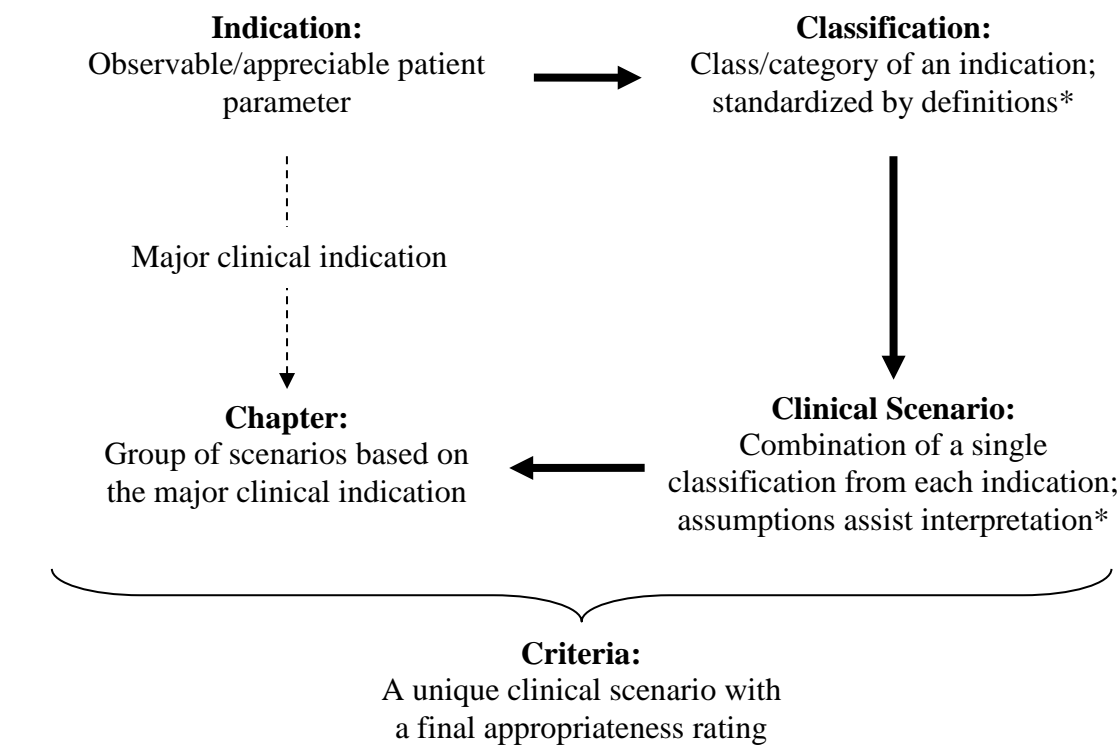
The writing panel developed the scenarios by categorizing patients in terms of indications evident during the clinical decision making process (Figure 1). These scenarios relied upon definitions and general assumptions, mutually agreed upon by the writing panel during the

development of the scenarios. These definitions and assumptions were necessary to provide consistency in the interpretation of the clinical scenarios among experts voting on the scenarios and readers using the final criteria.

## FORMULATING INDICATIONS AND SCENARIOS

The AUC writing panel began the development of the scenarios by identifying clinical indications typical of patients commonly presenting full-thickness rotator cuff tears in clinical practice. Indications are most often parameters observable by the clinician, including symptoms or results of diagnostic tests. Additionally, “human factor” (e.g. activity level) or demographic variables can be considered.

**Figure 1. Developing Criteria**



Indications identified in clinical trials (derived from patient selection criteria) included in AAOS Clinical Practice Guidelines served as a starting point for the writing panel and ensured that these Appropriate Use Criteria referred to the evidence base for the Management of Full-Thickness Rotator Cuff Tears AUC. The writing panel considered this initial list and other indications based on their clinical expertise and selected the most clinically relevant indications (Table 1). The writing panel then defined distinct classes for each indication in order to stratify/categorize the indication (Table 1).

The writing panel organized these indications into a matrix of clinical scenarios (Appendix B) that addressed all combinations of the classifications. The writing panel was given the opportunity to remove any scenarios that rarely occur in clinical practice and they agreed to

remove the patient scenarios that contain C1 or C2 category tears *and* G 3-4 Atrophy. All participants agreed that the removal of these scenarios due to their rarity in daily clinical practice was appropriate. No further suggestions concerning scenario deletions were made by the writing panel. The major clinical decision making indications chosen by the writing panel divided the matrix of clinical scenarios into chapters, as follows: Symptom severity, ASA status, identifiable factors that negatively affect healing, identifiable factors that negatively affect outcome, tear size and retraction (based on Snyder Classification), atrophy/fatty infiltration, and previous treatment as the major clinical decision making indications for the chapters presented ([Table 1](#)).

## **CREATING DEFINITIONS AND ASSUMPTIONS**

The Optimizing the Management of Full-Thickness Rotator Cuff Tears AUC writing panel constructed concise and explicit definitions for the indications and classifications. This standardization helped ensure the way that the writing panel defined symptom severity, ASA status, identifiable factors that negatively affect healing, identifiable factors that negatively affect outcome, tear size and retraction (based on Snyder Classification), atrophy/fatty infiltration, and previous treatment was consistent among those reading the clinical scenario matrix or the final criteria. Definitions drew explicit boundaries when possible and were based on standard medical practice or existing literature.

Additionally, the writing panel formulated a list of general assumptions in order to provide more consistent interpretations of a scenario (see [Patient Population and Assumptions of the Writing Panel](#)). These assumptions differed from definitions in that they identified circumstances that exist outside of the control of the clinical decision making process.

Assumptions also addressed the use of existing published literature regarding the effectiveness of treatment and/or the procedural skill level of physicians. Additionally, assumptions highlighted intrinsic methods described in this document such as the role of cost considerations in rating appropriateness or the validity of the definition of appropriateness. The main goal of assumptions was to focus scenarios so that they apply to the average patient presenting to an average physician at an average facility.<sup>1</sup>

The definitions and assumptions should provide all readers with a common starting point in interpreting the clinical scenarios. This list of definitions and assumptions accompanied the matrix of clinical scenarios in all stages of the development of this AUC and appears in the [Patient Population and Assumptions of the Writing Panel](#) section of this document.

## **VOTING PANEL MODIFICATIONS TO WRITING PANEL MATERIALS**

At the start of the in-person voting panel meeting, the voting panel was reminded that they have the ability to amend the original writing panel materials if the amendments resulted in more clinically relevant and practical criteria. In order to amend the original materials, the voting panel members were instructed that a member must make a motion to amend and another member must “second” that motion, after which a secret vote is conducted. If a majority of voting panel members voted “yes” to amend the original materials, the amendments were accepted.

The voting panel opted to make the following amendments/additions to the original AUC materials:

- 1) Clarify within the [assumptions section](#) that the patient scenarios should be viewed as “snapshots in time”. The patient scenarios do not account for changes in symptoms and other findings that may occur during follow-up.
- 2) Add language to the [assumptions section](#) stating that, although it is assumed that an MRI is obtained for the purposes of this exercise, this does not imply a recommendation to obtain an MRI in all scenarios.
- 3) The original draft of the writing panel materials included a statement in the “Response to previous treatment” description stating, “Since most patients present to the shoulder surgeon with a small delay from the time of injury, the intervening period of rest from injury to clinic visit may be considered as non-operative treatment.” The voting panel opted to remove this statement from the [description](#).
- 4) Add language to the [assumptions section](#) of this document regarding first-time patient presenting with a full-thickness rotator cuff tear and who have not yet received conservative treatment.
- 5) Add language to the [assumptions section](#) that it is assumed that the clinician consulting these criteria is trained and capable of effectively performing the recommended treatment.
- 6) Remove “minimal” from the C3 category in the Snyder Classification.
- 7) Add further clarification language to the original ASA health status criteria [description](#).



**TABLE 1. INDICATIONS AND CLASSIFICATIONS**

<b>Indication</b>	<b>Classification(s)</b>
<b>Symptom Severity</b>	<b>Mild Moderate Severe</b>
<b>ASA Status</b>	<b>1 2 3</b>
<b>Identifiable Factors that Negatively Affect Healing</b>	<b>Present Absent</b>
<b>Identifiable Factors that Negatively Affect Outcome</b>	<b>Present Absent</b>
<b>Tear Size and Retraction (Snyder Classification)</b>	<b>C1 - Small complete tear, i.e. pinhole sized C2 - Moderate tear &lt;2cm in any direction of only one tendon without retraction C3 - Large, complete tear with an entire tendon with retraction, usually 3-4 cm in any direction C4 - Massive rotator cuff tear involving 2 or more rotator cuff tendons with associated retraction and scarring of the remaining tendon</b>
<b>Atrophy/Fatty Infiltration</b>	<b>G 0-2 (Possibly indicating more Acute Pathology) G 3-4 (Possibly indicating more Chronic Pathology)</b>
<b>Previous Treatment</b>	<b>Response to previous treatment No response to previous treatment</b>

## **LITERATURE REVIEW**

Concurrent with the writing panel developing the criteria, the AAOS Appropriate Use Criteria Unit undertook a literature review based on the results of the AAOS clinical practice guideline and all literature published after the release of the clinical practice guideline related to the management of full-thickness rotator cuff tears. This literature review informed the decisions relevant to the indications identified by the writing panel when they were available and necessary. The literature review also considered lower quality evidence when the best available evidence (i.e. randomized control trials) did not contain information relevant to the clinical scenarios. The full results of the literature review can be reviewed by visiting the AUC web-based application at [www.aaos.org/aucapp](http://www.aaos.org/aucapp).

## **REVIEWING SCENARIOS**

After the writing panel developed the scenarios, the *Optimizing the Management of Full-Thickness Rotator Cuff Tears* AUC review panel reviewed the proposed chapters in order to ensure that they were representative of patients and scenarios clinicians are likely to encounter. The review panel was comprised of both orthopaedic surgeons who routinely perform treatments for full-thickness rotator cuff tears and other specialties that may refer patients with full-thickness rotator cuff tears to a specialist. No member of this panel participated in the writing panel's initial development of the scenarios or participated in the appropriateness rating of the scenarios.

Review panel members considered the lists of scenarios, definitions, assumptions, and the literature review associated with each scenario. Each independent reviewer potential modifications to the content or structure of the lists and literature review. The writing panel provided final determination of modifications to the indications, scenarios, assumptions, and literature review would be included in the materials sent to the voting panel.

## **DETERMINING APPROPRIATENESS**

### ***OPTIMIZING THE MANAGEMENT OF FULL-THICKNESS ROTATOR CUFF TEARS* AUC VOTING PANEL**

A multidisciplinary panel of clinicians assembled to determine the appropriateness of treatments for full-thickness rotator cuff tears. This group consisted of approximately 50% specialists and 50% generalists. Two non-voting moderators who are orthopaedic surgeons but are not specialists in management of full-thickness rotator cuff tears facilitated the voting panel. The moderators were familiar with the methods and procedures of AAOS Appropriate Use Criteria and led the panel (as non-voters) in discussions. Additionally, no member of the voting panel was involved in the development (writing panel) or independent review (review panel) of the scenarios.

The voting panel used a modified Delphi procedure to determine appropriateness ratings. The voting panel participated in two rounds of voting while considering evidence-based information provided in the literature review. While cost is often a relevant consideration, panelists focused their appropriateness ratings on the effectiveness of treatment for full-thickness rotator cuff tears.

## RATING APPROPRIATENESS

When rating the appropriateness of a scenario, the voting panel considered the following definition:

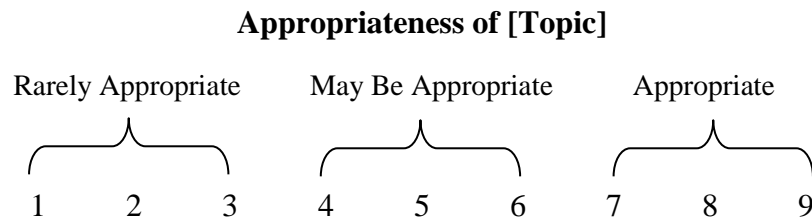
“An appropriate treatment for full-thickness rotator cuff tears is one for which the treatment **is** generally acceptable, **is** a reasonable approach for the indication, and **is** likely to improve the patient’s health outcomes or survival.”

They then rated each scenario using their best clinical judgment, taking into consideration the available evidence, for an average patient presenting to an average physician at an average facility as follows:

**TABLE 2. APPROPRIATENESS RATINGS**

<b>Rating</b>	<b>Explanation</b>
7-9	<b>Appropriate:</b> Appropriate for the indication provided, meaning treatment <b>is</b> generally acceptable and <b>is</b> a reasonable approach for the indication and <b>is</b> likely to improve the patient’s health outcomes or survival.
4-6	<b>May Be Appropriate:</b> Uncertain for the indication provided, meaning treatment <b>may</b> be acceptable and <b>may</b> be a reasonable approach for the indication, but with uncertainty implying that more research and/or patient information is needed to further classify the indication.
1-3	<b>Rarely Appropriate:</b> Rarely an appropriate option for management of patients in this population due to the lack of a clear benefit/risk advantage; rarely an effective option for individual care plans; exceptions should have documentation of the clinical reasons for proceeding with this care option (i.e. procedure is not generally acceptable and is not generally reasonable for the indication).

Each panelist uses the scale below to record their response for each scenario:



## **ROUND ONE VOTING**

The first round of voting occurred after completion of the independent review of the scenarios by the review panel and approval of the final indications, scenarios, and assumptions by the writing panel. The voting panel rated the scenarios electronically using a personalized ballot created by AAOS staff using Adobe Forms. There was no interaction between panel members while completing the first round of voting. Panelists considered the following materials:

- The instructions for rating appropriateness
- The completed literature review, that is appropriately referenced when evidence is available for a scenario
- The list of indications, definitions and assumptions, to ensure consistency in the interpretation of the clinical scenarios

## **ROUND TWO VOTING**

The second round of voting occurred during and after the in-person voting panel meeting on June 1<sup>st</sup>, 2013. Before the in-person meeting started, each panelist received a personalized document that included their first round ratings along with summarized results of the first-round ratings that resulted in disagreement. These results indicated the frequency of ratings for a scenario for all panelists. The document contained no identifying information for other panelists' ratings. The moderator also used a document that summarized the results of the panelists' first round voting. These personalized documents served as the basis for discussions of scenarios which resulted in disagreement.

During the discussion, the voting panel members were allowed to record a new rating for any scenarios if they were persuaded to do so by the discussion or the evidence. Additionally, voting panel members were allowed to submit any amended ratings (i.e. second round ratings) until June 24<sup>th</sup>, 2013. After the final ratings were submitted, AAOS staff calculated the median values and level of agreement for all voting items, after which the voting panel examined the ratings for anomalies. There was no attempt to obtain consensus among the panel members.

## **FINAL RATINGS**

Using the median value of the second round ratings, AAOS determined the final levels of appropriateness. Disagreement among raters can affect the final rating. Agreement and disagreement were determined using the BIOMED definitions of Agreement and Disagreement, as reported in the RAND/UCLA Appropriate Method User's Manual, for a panel of 14-16 voting members (see Table 3 below). For this panel size, disagreement is defined as when  $\geq 5$  members' appropriateness ratings fell within the appropriate (7-9) and rarely appropriate (1-3) ranges for any scenario (i.e.  $\geq 5$  members' ratings fell between 1-3 and  $\geq 5$  members' ratings fell between 7-9 on any given scenario and its treatment). If there is still disagreement in the voting panel ratings after the second round of voting, that voting item is labeled as "5" regardless of median score. Agreement is defined as  $\leq 4$  panelists rated outside of the 3-point range containing the median.

**TABLE 3. DEFINING AGREEMENT AND DISAGREEMENT FOR APPROPRIATENESS RATINGS**

Panel Size	<u>Disagreement</u>	<u>Agreement</u>
	Number of panelists rating in each extreme (1-3 and 7-9)	Number of panelists rating outside the 3-point region containing the median (1-3, 4-6, 7-9)
8,9,10	≥ 3	≤ 2
11,12,13	≥ 4	≤ 3
<b>14,15,16</b>	<b>≥ 5</b>	<b>≤ 4</b>

*Adapted from RAM<sup>1</sup>*

The classifications in the table below determined final levels of appropriateness.

**TABLE 4. INTERPRETING FINAL RATINGS OF CRITERIA**

<b>Level of Appropriateness</b>	<b>Description</b>
Appropriate	<ul style="list-style-type: none"> <li>• Median panel rating between 7-9 and no disagreement</li> </ul>
May Be Appropriate	<ul style="list-style-type: none"> <li>• Median panel rating between 4-6 or</li> <li>• Median panel rating 1-9 with disagreement</li> </ul>
Rarely Appropriate	<ul style="list-style-type: none"> <li>• Median panel rating between 1-3 and no disagreement</li> </ul>

## REVISION PLANS

These criteria represent a cross-sectional view of current use of treatments for full-thickness rotator cuff tears and may become outdated as new evidence becomes available or clinical decision making indicators are improved. In accordance with the standards of the National Guideline Clearinghouse, AAOS will update or withdraw these criteria in five years. AAOS will issue updates in accordance with new evidence, changing practice, rapidly emerging treatment options, and new technology.

## **DISSEMINATING APPROPRIATE USE CRITERIA**

Publication of the Appropriate Use Criteria (AUC) document is on the AAOS website at [<http://www.aaos.org/auc>]. This document provides interested readers with full documentation about the development of Appropriate Use Criteria and further details of the criteria ratings.

AUCs are first announced by an Academy press release and then published on the AAOS website. AUC summaries are published in the *AAOS Now* and the Journal of the American Academy of Orthopaedic Surgeons (JAAOS). In addition, the Academy's Annual Meeting showcases the AUCs on Academy Row and at Scientific Exhibits.

The dissemination efforts of AUC include web-based mobile applications, webinars, online modules for the Orthopaedic Knowledge Online website, Radio Media Tours, and Media Briefings. In addition AUCs are also promoted in relevant Continuing Medical Education (CME) courses and distributed at the AAOS Resource Center.

Other dissemination efforts outside of the AAOS include submitting AUCs to the National Guideline Clearinghouse and to other medical specialty societies' meetings.

### III. DEFINITIONS OF PATIENT INDICATIONS AND TREATMENTS

#### DEFINITIONS OF PATIENT INDICATIONS

The following definitions standardized the interpretation of the clinical scenarios presented in the Appropriate Use Criteria for Optimizing the Management of Full-Thickness Rotator Cuff Tears. This standardization ensures that those responsible for rating the appropriateness of a scenario and those reading these scenarios are using the same parameters to address the scenario.

#### Patient Indication Chapter 1: Symptom Severity

- **Mild**
- **Moderate**
- **Severe**

The **symptom severity** takes both pain and functional loss into consideration.

Examples of factors that the clinician can use to grade the **pain** are interference with Activities of Daily Living (ADL), recreation, work (i.e. laborer and professional athlete), livelihood (i.e. hobbies that are indispensable to the patient for a high quality of life), sleep/night pain, or pain at rest.

**Functional loss** can similarly be assessed by its effect on ADL, recreation, work (i.e. laborer and professional athlete), sleep, livelihood (i.e. hobbies that are indispensable to the patient for a high quality of life), and ability to be independent, care for their selves, or be caregiver in their household/community/work.

The classification of patient symptoms as mild, moderate, severe should be performed on a basis of both patient history/own-assessment and physician assessment.

	<b>Mild</b>	<b>Moderate</b>	<b>Severe</b>
<b>ADL</b>	Can perform with some pain at previous level	Painful, notes restrictions with certain ADL's	Painful with almost all ADL's
<b>Work/activities that require overhead motion or lifting away from body</b>	Can perform with some pain at previous level	Painful, cannot perform at previous level, requires restrictions	Painful, can't perform any labor with that arm, can't lift arm/ pseudoparalysis
<b>Recreation/Hobbies/Sports</b>	Can perform with some pain at previous level	Painful, cannot perform at previous level	Has to give up
<b>Sleep/Rest</b>	Only occasional disruption, largely good sleep, good rest	Affected significantly, needs medications to sleep, wakes up often, does not get rest as before	Sleep and rest are poor, requires narcotics
<b>Pain at rest</b>	Absent	Absent or rare, not significant complaint	Present, can never get quite pain free or comfortable, needs narcotics

## **Patient Indication Chapter 2: American Society of Anesthesiologist's (ASA) Status (co-morbidities)**

- **ASA 1:** Normal, healthy patient – No organic, physiologic, or psychiatric disturbance; excludes the very young and very old; health with good exercise tolerance
- **ASA 2:** Patient with mild systemic disease - No functional limitations; has a well-controlled disease of one body system; controlled hypertension or diabetes without systemic effects, cigarette smoking without chronic obstructive pulmonary disease (COPD); mild obesity, pregnancy
- **ASA 3:** Patient with severe systemic disease - Some functional limitation; has a controlled disease of more than one body system or one major system; no immediate danger of death; controlled congestive heart failure (CHF), stable angina, old heart attack, poorly controlled hypertension, morbid obesity, chronic renal failure; bronchospastic disease with intermittent symptoms

We recognize that ASA scoring, which was initially proposed in 1963, is a subjective assessment of a patient's overall health and illness severity. Though ASA scores have been shown to correlate in some settings with outcomes, complication rates, and resource utilization, ASA scoring has also been shown to have limitations. ASA scores do not consider the nature of the planned surgery or the skill of the anesthesia team or surgeon. Advances in rotator cuff surgery have allowed many procedures to be accomplished expediently with minimally invasive or arthroscopic techniques. In addition, advances in anesthesia have allowed many procedures to be performed with regional blocks rather than general anesthesia. These factors may lessen surgical morbidity and risk and therefore may affect surgical decision making. As always, decisions for surgery must weigh risks and benefits which involve additional factors beyond ASA scores.

In addition, ASA scores as a subjective rating scale are subject to disagreement and inconsistency or inter-observer variability. Disagreement may occur with the terminology regarding "systemic disease" as this does not account for individual organ system pathology that may be important in determining surgical risk. ASA ratings are often provided in the context of the severity of the medical condition without determination of the local or systemic nature of the pathology. One must recognize the potential variability that may exist in determining an ASA score when making surgical decisions. Medical consultation may assist in surgical decision making for patients with higher ASA scores, particularly for patients with greater degrees of pathology.

## **Patient Indication Chapter 3: Identifiable Factors that Negatively Affect Healing**

- **Present**
- **Absent**

The following factors may negatively affect healing in some individuals. It should be noted that factors that negatively affect healing do not necessarily affect outcomes. Factors that negatively affect healing are physiologic factors which may make it less likely for the tendon to heal.

- Diabetes Mellitus – Poorly Controlled
- Obesity (BMI>30)
- Osteoporosis
- History of Infection



- Advanced Age
- Smoking
- Multiple Corticosteroid Injections
- Immunosuppressive Drugs, Catabolites, or Prednisone
- Parkinson's Disease
- Other medical comorbidities

This is not an exhaustive list, and should not be treated as such. These are factors to take into consideration, backed by published evidence and/or the writing panel's expert opinion in the face of insufficient published evidence.

#### **Patient Indication Chapter 4: Identifiable Factors that Negatively Affect Outcome**

- Present
- Absent

The following factors may negatively affect the outcome of rotator cuff surgery. Factors that negatively affect outcome should be non-physiologic (psychosocial).

- Worker's Compensation Claim
- Accident Litigation
- Substance Abuse
- Psychiatric Disorder

This is not an exhaustive list, and should not be treated as such. These are factors to take into consideration, backed by published evidence and/or the writing panel's expert opinion in the face of insufficient published evidence.

#### **Patient Indication Chapter 5: Tear size and retraction: Southern California Orthopaedic Institute (SCOI) Classification (Snyder Classification)**

- C1- Small complete tear, i.e. pinhole sized
- C2- Moderate tear <2cm in any direction of only one tendon without retraction
- C3- Large, complete tear with an entire tendon with retraction, usually 3-4 cm in any direction
- C4- Massive rotator cuff tear involving two or more rotator cuff tendons with associated retraction and scarring of the remaining tendon.

#### **Patient Indication Chapter 6: Response to previous treatment**

- Response
- No response

This is included in the primary patient variables since it has direct implications for further treatment; i.e. for a patient with poor healing potential with mild symptoms and excellent previous response to treatment, repeat conservative treatment may be an excellent option. A different example would include a young active patient with excellent healing potential with severe symptoms for whom first line treatment is surgery (repair or reconstruction as indicated per tear characteristics) and may not be that relevant in that setting. In the same example of the

young active patient who presents a week after an acute rotator cuff tear, if the pain has not diminished in this period it could be deemed as failure.

## DEFINITIONS OF TREATMENTS

These 5 treatment options adequately represent the spectrum of treatment available to treat cuff disease. They are somewhat broad in order to allow clinical judgment, expertise and physician training/preference to play a role in optimal treatment selection.

### 1) **Non-Operative:**








#### **Non-Operative Management May Include:**

- Medications (NSAIDS, Ultram, light narcotics for short time periods, steroid dose pack), and corticosteroid injections.
  - Patient education related to control of symptoms, activity modification, performance of home exercise program, and prognosis.
  - Manual therapy treatments to improve shoulder passive ROM restrictions cervical and thoracic mobility
  - Supervised exercises to improve shoulder girdle flexibility, rotator cuff strength, rotator cuff to deltoid balance, and scapular control.
  - Functional training to improve participation in work, sports, and recreational activities.
  - Based on the propensity of the evidence across musculoskeletal conditions including shoulder pain, passive modalities such as therapeutic ultrasound, electrical stimulation (TENS), iontophoresis not be offered as first line treatment.
  - In the absence of convincing evidence and in light of the associated out of pocket cost, PRP should not be offered as first line treatment until more evidence is available (including the surgical scenarios).
- 2) **Partial Repair and/or Debridement:** This includes subacromial debridement, debridement of AC joint spurs, debridement of the cuff edges, glenohumeral joint debridement, and finally biceps tenotomy or tenodesis. SSN decompression is an option for debridement and repair.
- 3) **Repair:** Open or arthroscopic rotator cuff repair: Single or double row/transosseous/suture bridge/transosseous equivalent, anatomic or medialized repair. The physician has to choose the repair configuration that in their hands is most reproducible and believes will give the patient the best outcome and tendon to bone healing. Ancillary procedures such as debridement (see above), biceps tenotomy/tenodesis and SSN decompression may be performed.
- 4) **Reconstruct:** The tendon cannot be re-attached to its insertion, even medialized. Hence an augmented repair with a patch or tendon transfer is required but the glenohumeral joint is preserved.
- 5) **Arthroplasty:** Hemiarthroplasty, Reverse Shoulder Arthroplasty, or other arthroplasty options may be appropriate based on surgeon preference and/or presenting indications.

## IV. RESULTS OF APPROPRIATENESS RATINGS

For a user-friendly version of these appropriate use criteria and the supporting literature review findings, please access our AUC web-based application at [www.aaos.org/aucapp](http://www.aaos.org/aucapp). To view the interactive literature review used for this AUC, please click the following link: [Interactive Literature Review](#).

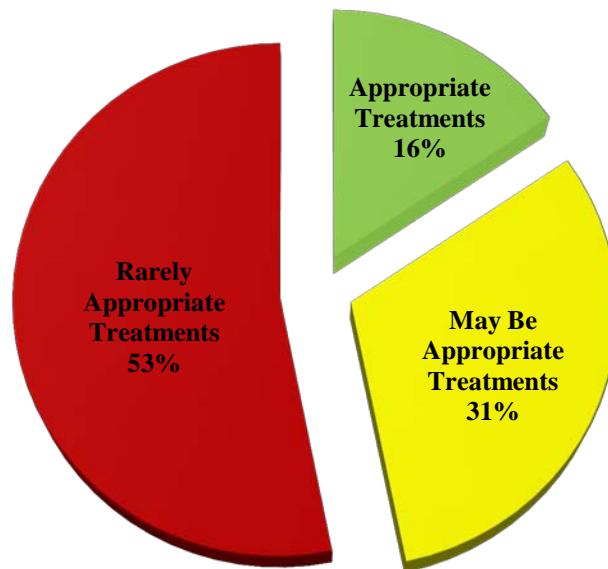
### Web-Based AUC Application Screenshot

Indication Profile	Treatment Recommendations
<p><b>Symptom Severity</b> <span style="float: right;">i</span></p> <p><input checked="" type="radio"/> Mild Symptoms</p> <p><input type="radio"/> Moderate Symptoms</p> <p><input type="radio"/> Severe Symptoms</p>	<p> <b>Non-Operative</b> 6</p>
<p><b>American Society of Anesthesiologist's (ASA) Status (co-morbidities)</b></p> <p><input type="radio"/> ASA 1</p> <p><input checked="" type="radio"/> ASA 2</p> <p><input type="radio"/> ASA 3</p>	<p> <b>Partial Repair and/or Debridement</b> 4</p>
<p><b>Identifiable Factors that Negatively Affect Healing</b></p> <p><input checked="" type="radio"/> Present</p> <p><input type="radio"/> Absent</p>	<p> <b>Repair</b> 6</p>
<p><b>Identifiable Factors that Negatively Affect Outcome</b></p> <p><input type="radio"/> Present</p> <p><input checked="" type="radio"/> Absent</p>	<p> <b>+ Reconstruct</b> 1</p>
<p><b>Tear Size and Retraction: Southern California Orthopaedic Institute (SCOI) Classification (Snyder Classification)</b></p> <p><input type="radio"/> C1- Small, complete tear</p> <p><input checked="" type="radio"/> C2- Moderate tear</p> <p><input type="radio"/> C3- Large, complete tear</p> <p><input type="radio"/> C4- Massive rotator cuff tear</p>	<p> <b>+ Arthroplasty</b> 1</p>
<p><b>Atrophy/Fatty Infiltration</b></p> <p><input checked="" type="radio"/> G 0-2</p> <p><input type="radio"/> G 3-4</p>	<p style="text-align: right;">Print </p>
<p><b>Response to Previous Treatment</b></p> <p><input type="radio"/> Response</p> <p><input checked="" type="radio"/> No Response</p>	
<p>Submit </p>	

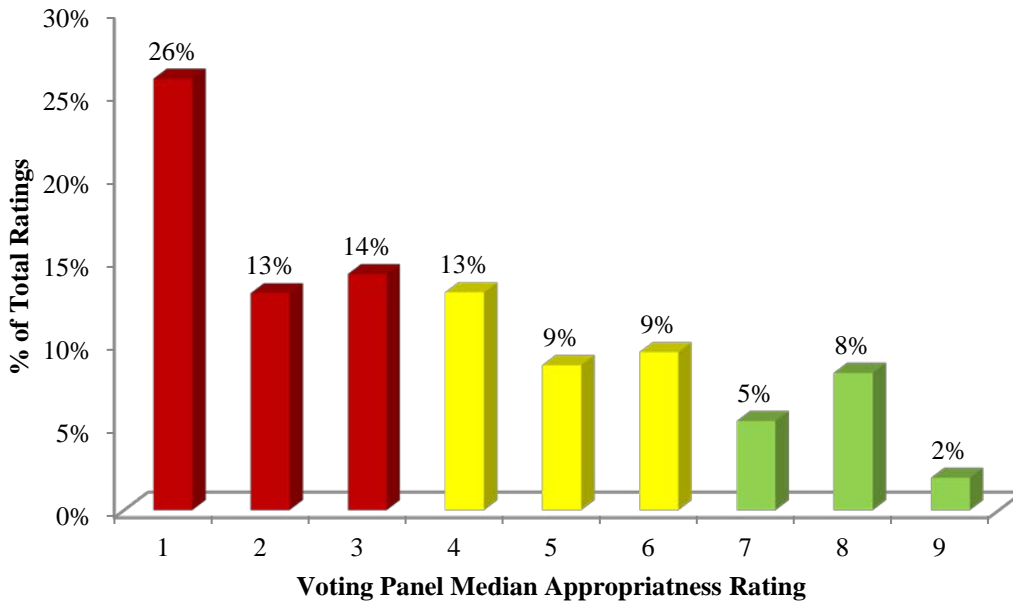
The following appropriate use criteria tables contain the final appropriateness ratings assigned by the sixteen members of the voting panel. Combinations of patient indications are found under the column titled “Patient Characteristics”. The appropriate use criteria for each patient scenario can be found under each of the five treatment columns. These criteria are formatted by appropriateness labels (i.e. “R”=Rarely Appropriate, “M”=May Be Appropriate, and “A”=Appropriate), median score (in parentheses), and + or - indicating agreement or disagreement amongst the voting panel, respectively.

Out of 2160 total voting items (i.e. 432 patient scenarios x 5 treatments), 1148 (53%) voting items were rated as “Rarely Appropriate”, 677 (31%) voting items were rated as “May Be Appropriate”, and 335 (16%) voting items were rated as “Appropriate” (Figure 1 & Figure 2). Additionally, the voting panel members were in agreement on 1238 (57%) voting items and were in disagreement on 2 (0.09%) voting items (see Figure 4 for within treatment agreement). The two items that the voting panel disagreed on were repair treatment for scenarios 400 and 424. For a within treatment breakdown of appropriateness ratings, please refer to Figure 3.

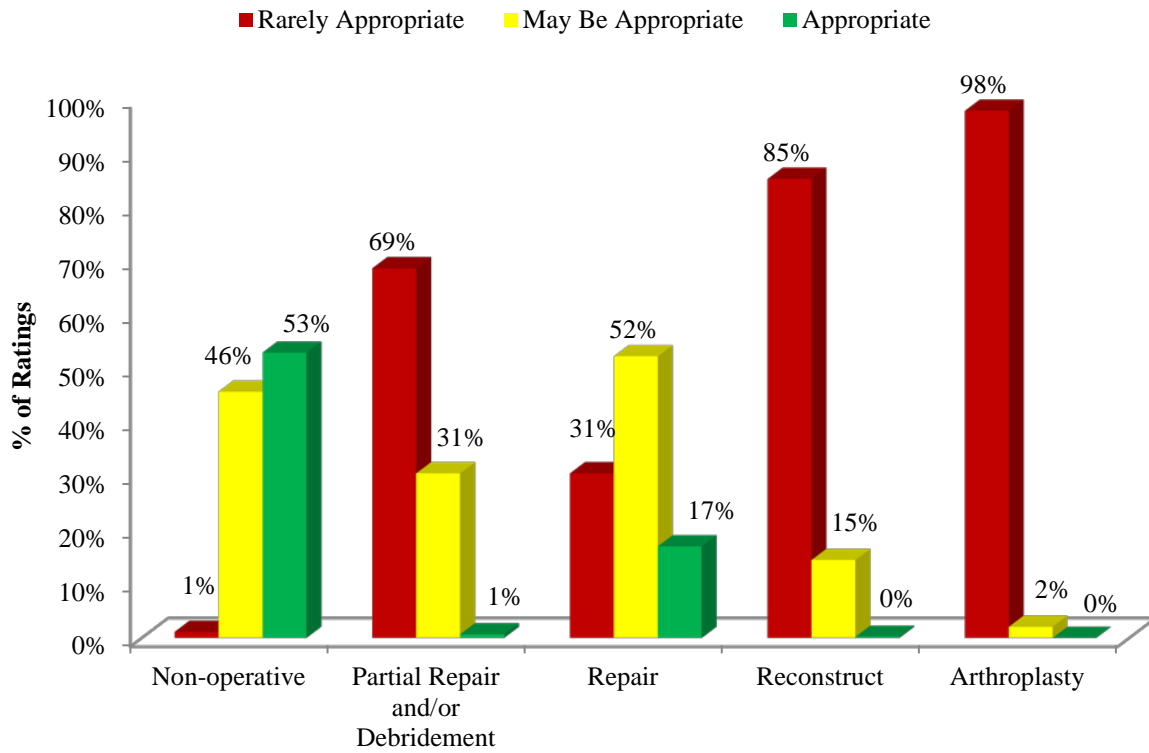
**FIGURE 1. BREAKDOWN OF APPROPRIATENESS RATINGS**



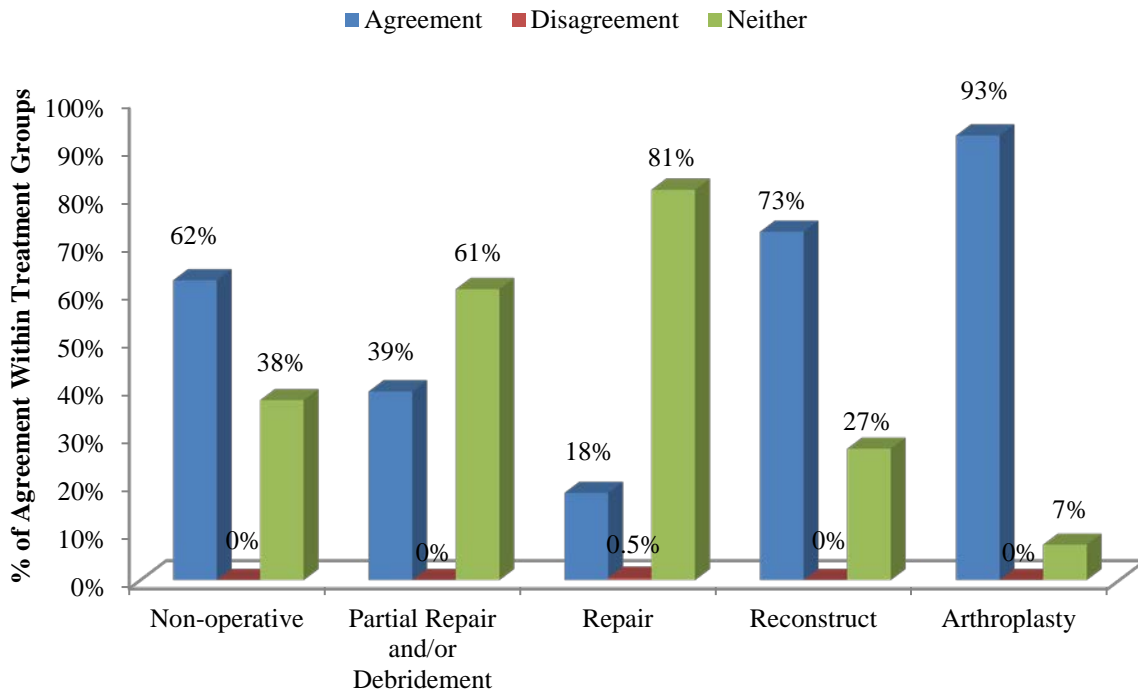
**FIGURE 2. PERCENT OF APPROPRIATE RATINGS BY TOTAL NUMBER OF VOTING ITEMS**



**FIGURE 3. WITHIN TREATMENT APPROPRIATENESS RATINGS**



**FIGURE 4. PERCENT OF VOTING ITEMS AGREED UPON WITHIN TREATMENT GROUPS**



**APPROPRIATE USE CRITERIA FOR OPTIMIZING THE MANAGEMENT OF FULL-THICKNESS ROTATOR CUFF TEARS**

**Patient Scenarios #1-25**

R = Rarely Appropriate, M = May Be Appropriate, A = Appropriate; Numbers in parentheses indicate median rating of voting panel; a plus symbol (+) indicates agreement between voting panel members, a minus symbol (-) indicates disagreement between voting panel members

Scenario #	Patient Indications	Treatments				
		Non-Operative	Partial Repair and/or Debridement	Repair	Reconstruct	Arthroplasty
1	Mild Symptoms, ASA Status 1, Identifiable Factors for Healing Failure PRESENT, Factors to Affect Outcome PRESENT, C1 Tear Classification, G0-2 Atrophy/Fatty Infiltration, Response to Conservative Treatment	A (8) +	R (2)	M (4)	R (1) +	R (1) +
2	Mild Symptoms, ASA Status 1, Identifiable Factors for Healing Failure PRESENT, Factors to Affect Outcome PRESENT, C1 Tear Classification, G0-2 Atrophy/Fatty Infiltration, No Response to Conservative Treatment	A (7)	M (4)	A (7)	R (1) +	R (1) +
3	Mild Symptoms, ASA Status 1, Identifiable Factors for Healing Failure PRESENT, Factors to Affect Outcome PRESENT, C2 Tear Classification, G0-2 Atrophy/Fatty Infiltration, Response to Conservative Treatment	A (8) +	R (2)	M (4)	R (1) +	R (1) +
4	Mild Symptoms, ASA Status 1, Identifiable Factors for Healing Failure PRESENT, Factors to Affect Outcome PRESENT, C2 Tear Classification, G0-2 Atrophy/Fatty Infiltration, No Response to Conservative Treatment	A (7)	M (4)	M (6)	R (1) +	R (1) +
5	Mild Symptoms, ASA Status 1, Identifiable Factors for Healing Failure PRESENT, Factors to Affect Outcome PRESENT, C3 Tear Classification, G0-2 Atrophy/Fatty Infiltration, Response to Conservative Treatment	A (7) +	R (2)	M (5)	R (1) +	R (1) +
6	Mild Symptoms, ASA Status 1, Identifiable Factors for Healing Failure PRESENT, Factors to Affect Outcome PRESENT, C3 Tear Classification, G0-2 Atrophy/Fatty Infiltration, No Response to Conservative Treatment	M (6)	M (4)	M (6)	R (1) +	R (1) +
7	Mild Symptoms, ASA Status 1, Identifiable Factors for Healing Failure PRESENT, Factors to Affect Outcome PRESENT, C3 Tear Classification, G3-4 Atrophy/Fatty Infiltration, Response to Conservative Treatment	A (7) +	M (4)	M (4)	R (1) +	R (1) +
8	Mild Symptoms, ASA Status 1, Identifiable Factors for Healing Failure PRESENT, Factors to Affect Outcome PRESENT, C3 Tear Classification, G3-4 Atrophy/Fatty Infiltration, No Response to Conservative Treatment	M (6)	M (5)	M (6)	R (3) +	R (1) +
9	Mild Symptoms, ASA Status 1, Identifiable Factors for Healing Failure PRESENT, Factors to Affect Outcome PRESENT, C4 Tear Classification, G0-2 Atrophy/Fatty Infiltration, Response to Conservative Treatment	A (7) +	M (4)	M (4)	R (2) +	R (1) +
10	Mild Symptoms, ASA Status 1, Identifiable Factors for Healing Failure PRESENT, Factors to Affect Outcome PRESENT, C4 Tear Classification, G0-2 Atrophy/Fatty Infiltration, No Response to Conservative Treatment	M (6)	M (5)	A (7)	R (3) +	R (1) +
11	Mild Symptoms, ASA Status 1, Identifiable Factors for Healing Failure PRESENT, Factors to Affect Outcome PRESENT, C4 Tear Classification, G3-4 Atrophy/Fatty Infiltration, Response to Conservative Treatment	A (8) +	M (4)	R (3)	R (3)	R (1) +
12	Mild Symptoms, ASA Status 1, Identifiable Factors for Healing Failure PRESENT, Factors to Affect Outcome PRESENT, C4 Tear Classification, G3-4 Atrophy/Fatty Infiltration, No Response to Conservative Treatment	M (6) +	M (5) +	M (4)	R (3)	R (2) +
13	Mild Symptoms, ASA Status 1, Identifiable Factors for Healing Failure PRESENT, Factors to Affect Outcome ABSENT, C1 Tear Classification, G0-2 Atrophy/Fatty Infiltration, Response to Conservative Treatment	A (8) +	R (3)	M (4)	R (1) +	R (1) +
14	Mild Symptoms, ASA Status 1, Identifiable Factors for Healing Failure PRESENT, Factors to Affect Outcome ABSENT, C1 Tear Classification, G0-2 Atrophy/Fatty Infiltration, No Response to Conservative Treatment	M (6)	R (3)	M (6)	R (1) +	R (1) +
15	Mild Symptoms, ASA Status 1, Identifiable Factors for Healing Failure PRESENT, Factors to Affect Outcome ABSENT, C2 Tear Classification, G0-2 Atrophy/Fatty Infiltration, Response to Conservative Treatment	A (8) +	R (3)	M (4)	R (1) +	R (1) +
16	Mild Symptoms, ASA Status 1, Identifiable Factors for Healing Failure PRESENT, Factors to Affect Outcome ABSENT, C2 Tear Classification, G0-2 Atrophy/Fatty Infiltration, No Response to Conservative Treatment	M (6)	M (4)	M (6)	R (1) +	R (1) +
17	Mild Symptoms, ASA Status 1, Identifiable Factors for Healing Failure PRESENT, Factors to Affect Outcome ABSENT, C3 Tear Classification, G0-2 Atrophy/Fatty Infiltration, Response to Conservative Treatment	A (8)	R (3) +	M (4) +	R (2) +	R (1) +
18	Mild Symptoms, ASA Status 1, Identifiable Factors for Healing Failure PRESENT, Factors to Affect Outcome ABSENT, C3 Tear Classification, G0-2 Atrophy/Fatty Infiltration, No Response to Conservative Treatment	M (5)	R (3)	M (6)	R (2) +	R (1) +
19	Mild Symptoms, ASA Status 1, Identifiable Factors for Healing Failure PRESENT, Factors to Affect Outcome ABSENT, C3 Tear Classification, G3-4 Atrophy/Fatty Infiltration, Response to Conservative Treatment	A (8) +	R (3) +	M (4)	R (2) +	R (1) +
20	Mild Symptoms, ASA Status 1, Identifiable Factors for Healing Failure PRESENT, Factors to Affect Outcome ABSENT, C3 Tear Classification, G3-4 Atrophy/Fatty Infiltration, No Response to Conservative Treatment	M (5)	M (4)	M (6)	R (3) +	R (1) +
21	Mild Symptoms, ASA Status 1, Identifiable Factors for Healing Failure PRESENT, Factors to Affect Outcome ABSENT, C4 Tear Classification, G0-2 Atrophy/Fatty Infiltration, Response to Conservative Treatment	A (8) +	R (3)	M (5) +	R (2) +	R (1) +
22	Mild Symptoms, ASA Status 1, Identifiable Factors for Healing Failure PRESENT, Factors to Affect Outcome ABSENT, C4 Tear Classification, G0-2 Atrophy/Fatty Infiltration, No Response to Conservative Treatment	M (6)	M (5) +	M (6)	R (3) +	R (1) +
23	Mild Symptoms, ASA Status 1, Identifiable Factors for Healing Failure PRESENT, Factors to Affect Outcome ABSENT, C4 Tear Classification, G3-4 Atrophy/Fatty Infiltration, Response to Conservative Treatment	A (8) +	R (3)	R (3)	R (3)	R (1) +
24	Mild Symptoms, ASA Status 1, Identifiable Factors for Healing Failure PRESENT, Factors to Affect Outcome ABSENT, C4 Tear Classification, G3-4 Atrophy/Fatty Infiltration, No Response to Conservative Treatment	M (5) +	M (5)	M (4)	M (4)	R (1) +
25	Mild Symptoms, ASA Status 1, Identifiable Factors for Healing Failure ABSENT, Factors to Affect Outcome PRESENT, C1 Tear Classification, G0-2 Atrophy/Fatty Infiltration, Response to Conservative Treatment	A (9) +	R (3) +	R (3)	R (1) +	R (1) +

## Patient Scenarios #26-50

R = Rarely Appropriate, M = May Be Appropriate, A = Appropriate; Numbers in parentheses indicate median rating of voting panel; a plus symbol (+) indicates agreement between voting panel members, a minus symbol (-) indicates disagreement between voting panel members

Scenario #	Patient Indications	Treatments				
		Non-Operative	Partial Repair and/or Debridement	Repair	Reconstruct	Arthroplasty
26	Mild Symptoms, ASA Status 1, Identifiable Factors for Healing Failure ABSENT, Factors to Affect Outcome PRESENT, C1 Tear Classification, G0-2 Atrophy/Fatty Infiltration, No Response to Conservative Treatment	M (5)	R (3)	M (5)	R (1) +	R (1) +
27	Mild Symptoms, ASA Status 1, Identifiable Factors for Healing Failure ABSENT, Factors to Affect Outcome PRESENT, C2 Tear Classification, G0-2 Atrophy/Fatty Infiltration, Response to Conservative Treatment	A (8) +	R (3) +	M (4)	R (1) +	R (1) +
28	Mild Symptoms, ASA Status 1, Identifiable Factors for Healing Failure ABSENT, Factors to Affect Outcome PRESENT, C2 Tear Classification, G0-2 Atrophy/Fatty Infiltration, No Response to Conservative Treatment	M (5)	M (4)	A (7)	R (1) +	R (1) +
29	Mild Symptoms, ASA Status 1, Identifiable Factors for Healing Failure ABSENT, Factors to Affect Outcome PRESENT, C3 Tear Classification, G0-2 Atrophy/Fatty Infiltration, Response to Conservative Treatment	A (8) +	R (3) +	M (5)	R (1) +	R (1) +
30	Mild Symptoms, ASA Status 1, Identifiable Factors for Healing Failure ABSENT, Factors to Affect Outcome PRESENT, C3 Tear Classification, G0-2 Atrophy/Fatty Infiltration, No Response to Conservative Treatment	M (5)	M (4)	A (7)	R (2) +	R (1) +
31	Mild Symptoms, ASA Status 1, Identifiable Factors for Healing Failure ABSENT, Factors to Affect Outcome PRESENT, C3 Tear Classification, G3-4 Atrophy/Fatty Infiltration, Response to Conservative Treatment	A (8) +	R (3) +	M (4)	R (2) +	R (1) +
32	Mild Symptoms, ASA Status 1, Identifiable Factors for Healing Failure ABSENT, Factors to Affect Outcome PRESENT, C3 Tear Classification, G3-4 Atrophy/Fatty Infiltration, No Response to Conservative Treatment	M (5)	M (4)	M (6)	R (3) +	R (1) +
33	Mild Symptoms, ASA Status 1, Identifiable Factors for Healing Failure ABSENT, Factors to Affect Outcome PRESENT, C4 Tear Classification, G0-2 Atrophy/Fatty Infiltration, Response to Conservative Treatment	A (7) +	R (3)	M (5)	R (2) +	R (1) +
34	Mild Symptoms, ASA Status 1, Identifiable Factors for Healing Failure ABSENT, Factors to Affect Outcome PRESENT, C4 Tear Classification, G0-2 Atrophy/Fatty Infiltration, No Response to Conservative Treatment	M (5)	M (5) +	M (5)	R (3)	R (1) +
35	Mild Symptoms, ASA Status 1, Identifiable Factors for Healing Failure ABSENT, Factors to Affect Outcome PRESENT, C4 Tear Classification, G3-4 Atrophy/Fatty Infiltration, Response to Conservative Treatment	A (8) +	R (3) +	R (3)	R (2) +	R (1) +
36	Mild Symptoms, ASA Status 1, Identifiable Factors for Healing Failure ABSENT, Factors to Affect Outcome PRESENT, C4 Tear Classification, G3-4 Atrophy/Fatty Infiltration, No Response to Conservative Treatment	M (6)	M (5) +	M (5) +	M (5) +	R (1) +
37	Mild Symptoms, ASA Status 1, Identifiable Factors for Healing Failure ABSENT, Factors to Affect Outcome ABSENT, C1 Tear Classification, G0-2 Atrophy/Fatty Infiltration, Response to Conservative Treatment	A (8) +	R (2) +	R (3)	R (1) +	R (1) +
38	Mild Symptoms, ASA Status 1, Identifiable Factors for Healing Failure ABSENT, Factors to Affect Outcome ABSENT, C1 Tear Classification, G0-2 Atrophy/Fatty Infiltration, No Response to Conservative Treatment	A (7)	R (3)	M (6)	R (1) +	R (1) +
39	Mild Symptoms, ASA Status 1, Identifiable Factors for Healing Failure ABSENT, Factors to Affect Outcome ABSENT, C2 Tear Classification, G0-2 Atrophy/Fatty Infiltration, Response to Conservative Treatment	A (8) +	R (3)	M (4) +	R (1) +	R (1) +
40	Mild Symptoms, ASA Status 1, Identifiable Factors for Healing Failure ABSENT, Factors to Affect Outcome ABSENT, C2 Tear Classification, G0-2 Atrophy/Fatty Infiltration, No Response to Conservative Treatment	M (6)	M (4)	A (7)	R (1) +	R (1) +
41	Mild Symptoms, ASA Status 1, Identifiable Factors for Healing Failure ABSENT, Factors to Affect Outcome ABSENT, C3 Tear Classification, G0-2 Atrophy/Fatty Infiltration, Response to Conservative Treatment	A (8) +	R (3) +	M (5)	R (2) +	R (1) +
42	Mild Symptoms, ASA Status 1, Identifiable Factors for Healing Failure ABSENT, Factors to Affect Outcome ABSENT, C3 Tear Classification, G0-2 Atrophy/Fatty Infiltration, No Response to Conservative Treatment	M (6)	M (4)	A (8)	R (2) +	R (1) +
43	Mild Symptoms, ASA Status 1, Identifiable Factors for Healing Failure ABSENT, Factors to Affect Outcome ABSENT, C3 Tear Classification, G3-4 Atrophy/Fatty Infiltration, Response to Conservative Treatment	A (8) +	R (3) +	M (4)	R (2) +	R (1) +
44	Mild Symptoms, ASA Status 1, Identifiable Factors for Healing Failure ABSENT, Factors to Affect Outcome ABSENT, C3 Tear Classification, G3-4 Atrophy/Fatty Infiltration, No Response to Conservative Treatment	M (5)	M (5)	M (6)	R (3)	R (1) +
45	Mild Symptoms, ASA Status 1, Identifiable Factors for Healing Failure ABSENT, Factors to Affect Outcome ABSENT, C4 Tear Classification, G0-2 Atrophy/Fatty Infiltration, Response to Conservative Treatment	A (7) +	R (3)	M (5)	R (3)	R (1) +
46	Mild Symptoms, ASA Status 1, Identifiable Factors for Healing Failure ABSENT, Factors to Affect Outcome ABSENT, C4 Tear Classification, G0-2 Atrophy/Fatty Infiltration, No Response to Conservative Treatment	M (6)	M (5) +	M (6)	M (5)	R (1) +
47	Mild Symptoms, ASA Status 1, Identifiable Factors for Healing Failure ABSENT, Factors to Affect Outcome ABSENT, C4 Tear Classification, G3-4 Atrophy/Fatty Infiltration, Response to Conservative Treatment	A (8) +	M (4)	M (5)	M (5)	R (1) +
48	Mild Symptoms, ASA Status 1, Identifiable Factors for Healing Failure ABSENT, Factors to Affect Outcome ABSENT, C4 Tear Classification, G3-4 Atrophy/Fatty Infiltration, No Response to Conservative Treatment	M (6)	M (6)	M (6)	M (4)	R (1) +
49	Mild Symptoms, ASA Status 2, Identifiable Factors for Healing Failure PRESENT, Factors to Affect Outcome PRESENT, C1 Tear Classification, G0-2 Atrophy/Fatty Infiltration, Response to Conservative Treatment	A (8) +	R (2) +	R (3)	R (1) +	R (1) +
50	Mild Symptoms, ASA Status 2, Identifiable Factors for Healing Failure PRESENT, Factors to Affect Outcome PRESENT, C1 Tear Classification, G0-2 Atrophy/Fatty Infiltration, No Response to Conservative Treatment	M (6) +	R (3)	M (5) +	R (1) +	R (1) +



## Patient Scenarios #51-75

R = Rarely Appropriate, M = May Be Appropriate, A = Appropriate; Numbers in parentheses indicate median rating of voting panel; a plus symbol (+) indicates agreement between voting panel members, a minus symbol (-) indicates disagreement between voting panel members

Scenario #	Patient Indications	Treatments				
		Non-Operative	Partial Repair and/or Debridement	Repair	Reconstruct	Arthroplasty
51	Mild Symptoms, ASA Status 2, Identifiable Factors for Healing Failure PRESENT, Factors to Affect Outcome PRESENT, C2 Tear Classification, G0-2 Atrophy/Fatty Infiltration, Response to Conservative Treatment	A (8) +	R (3) +	M (4)	R (1) +	R (1) +
52	Mild Symptoms, ASA Status 2, Identifiable Factors for Healing Failure PRESENT, Factors to Affect Outcome PRESENT, C2 Tear Classification, G0-2 Atrophy/Fatty Infiltration, No Response to Conservative Treatment	M (6)	R (3)	M (6)	R (1) +	R (1) +
53	Mild Symptoms, ASA Status 2, Identifiable Factors for Healing Failure PRESENT, Factors to Affect Outcome PRESENT, C3 Tear Classification, G0-2 Atrophy/Fatty Infiltration, Response to Conservative Treatment	A (8) +	R (2) +	M (4)	R (1) +	R (1) +
54	Mild Symptoms, ASA Status 2, Identifiable Factors for Healing Failure PRESENT, Factors to Affect Outcome PRESENT, C3 Tear Classification, G0-2 Atrophy/Fatty Infiltration, No Response to Conservative Treatment	M (6)	M (4)	M (5)	R (2) +	R (1) +
55	Mild Symptoms, ASA Status 2, Identifiable Factors for Healing Failure PRESENT, Factors to Affect Outcome PRESENT, C3 Tear Classification, G3-4 Atrophy/Fatty Infiltration, Response to Conservative Treatment	A (8) +	R (2) +	M (4)	R (2) +	R (1) +
56	Mild Symptoms, ASA Status 2, Identifiable Factors for Healing Failure PRESENT, Factors to Affect Outcome PRESENT, C3 Tear Classification, G3-4 Atrophy/Fatty Infiltration, No Response to Conservative Treatment	M (6)	M (5)	M (5)	R (2) +	R (1) +
57	Mild Symptoms, ASA Status 2, Identifiable Factors for Healing Failure PRESENT, Factors to Affect Outcome PRESENT, C4 Tear Classification, G0-2 Atrophy/Fatty Infiltration, Response to Conservative Treatment	A (8) +	R (3) +	M (5)	R (2) +	R (1) +
58	Mild Symptoms, ASA Status 2, Identifiable Factors for Healing Failure PRESENT, Factors to Affect Outcome PRESENT, C4 Tear Classification, G0-2 Atrophy/Fatty Infiltration, No Response to Conservative Treatment	M (6)	M (6)	M (6)	R (2) +	R (1) +
59	Mild Symptoms, ASA Status 2, Identifiable Factors for Healing Failure PRESENT, Factors to Affect Outcome PRESENT, C4 Tear Classification, G3-4 Atrophy/Fatty Infiltration, Response to Conservative Treatment	A (8) +	R (3)	M (4)	R (3) +	R (1) +
60	Mild Symptoms, ASA Status 2, Identifiable Factors for Healing Failure PRESENT, Factors to Affect Outcome PRESENT, C4 Tear Classification, G3-4 Atrophy/Fatty Infiltration, No Response to Conservative Treatment	M (6)	M (6)	M (5)	M (4)	R (1) +
61	Mild Symptoms, ASA Status 2, Identifiable Factors for Healing Failure PRESENT, Factors to Affect Outcome ABSENT, C1 Tear Classification, G0-2 Atrophy/Fatty Infiltration, Response to Conservative Treatment	A (8) +	R (2) +	R (3)	R (1) +	R (1) +
62	Mild Symptoms, ASA Status 2, Identifiable Factors for Healing Failure PRESENT, Factors to Affect Outcome ABSENT, C1 Tear Classification, G0-2 Atrophy/Fatty Infiltration, No Response to Conservative Treatment	M (6)	R (3)	M (6)	R (1) +	R (1) +
63	Mild Symptoms, ASA Status 2, Identifiable Factors for Healing Failure PRESENT, Factors to Affect Outcome ABSENT, C2 Tear Classification, G0-2 Atrophy/Fatty Infiltration, Response to Conservative Treatment	A (8) +	R (2) +	M (5)	R (1) +	R (1) +
64	Mild Symptoms, ASA Status 2, Identifiable Factors for Healing Failure PRESENT, Factors to Affect Outcome ABSENT, C2 Tear Classification, G0-2 Atrophy/Fatty Infiltration, No Response to Conservative Treatment	M (6)	M (4)	M (6)	R (1) +	R (1) +
65	Mild Symptoms, ASA Status 2, Identifiable Factors for Healing Failure PRESENT, Factors to Affect Outcome ABSENT, C3 Tear Classification, G0-2 Atrophy/Fatty Infiltration, Response to Conservative Treatment	A (8) +	R (2) +	M (5)	R (2) +	R (1) +
66	Mild Symptoms, ASA Status 2, Identifiable Factors for Healing Failure PRESENT, Factors to Affect Outcome ABSENT, C3 Tear Classification, G0-2 Atrophy/Fatty Infiltration, No Response to Conservative Treatment	M (6)	M (4)	M (6)	R (2) +	R (1) +
67	Mild Symptoms, ASA Status 2, Identifiable Factors for Healing Failure PRESENT, Factors to Affect Outcome ABSENT, C3 Tear Classification, G3-4 Atrophy/Fatty Infiltration, Response to Conservative Treatment	A (8) +	R (2) +	M (5)	R (2) +	R (1) +
68	Mild Symptoms, ASA Status 2, Identifiable Factors for Healing Failure PRESENT, Factors to Affect Outcome ABSENT, C3 Tear Classification, G3-4 Atrophy/Fatty Infiltration, No Response to Conservative Treatment	M (5)	M (4)	M (6)	R (3) +	R (1) +
69	Mild Symptoms, ASA Status 2, Identifiable Factors for Healing Failure PRESENT, Factors to Affect Outcome ABSENT, C4 Tear Classification, G0-2 Atrophy/Fatty Infiltration, Response to Conservative Treatment	A (8) +	R (3) +	M (5) +	R (3) +	R (1) +
70	Mild Symptoms, ASA Status 2, Identifiable Factors for Healing Failure PRESENT, Factors to Affect Outcome ABSENT, C4 Tear Classification, G0-2 Atrophy/Fatty Infiltration, No Response to Conservative Treatment	M (5)	M (5) +	M (6)	R (3)	R (1) +
71	Mild Symptoms, ASA Status 2, Identifiable Factors for Healing Failure PRESENT, Factors to Affect Outcome ABSENT, C4 Tear Classification, G3-4 Atrophy/Fatty Infiltration, Response to Conservative Treatment	A (8) +	R (3)	R (3)	M (4)	R (1) +
72	Mild Symptoms, ASA Status 2, Identifiable Factors for Healing Failure PRESENT, Factors to Affect Outcome ABSENT, C4 Tear Classification, G3-4 Atrophy/Fatty Infiltration, No Response to Conservative Treatment	M (5) +	M (5)	M (5)	M (4)	R (1) +
73	Mild Symptoms, ASA Status 2, Identifiable Factors for Healing Failure ABSENT, Factors to Affect Outcome PRESENT, C1 Tear Classification, G0-2 Atrophy/Fatty Infiltration, Response to Conservative Treatment	A (8) +	R (2) +	M (4)	R (1) +	R (1) +
74	Mild Symptoms, ASA Status 2, Identifiable Factors for Healing Failure ABSENT, Factors to Affect Outcome PRESENT, C1 Tear Classification, G0-2 Atrophy/Fatty Infiltration, No Response to Conservative Treatment	M (6)	R (3)	M (6)	R (1) +	R (1) +
75	Mild Symptoms, ASA Status 2, Identifiable Factors for Healing Failure ABSENT, Factors to Affect Outcome PRESENT, C2 Tear Classification, G0-2 Atrophy/Fatty Infiltration, Response to Conservative Treatment	A (8) +	R (2) +	M (4)	R (1) +	R (1) +

## Patient Scenarios #76-100

R = Rarely Appropriate, M = May Be Appropriate, A = Appropriate; Numbers in parentheses indicate median rating of voting panel; a plus symbol (+) indicates agreement between voting panel members, a minus symbol (-) indicates disagreement between voting panel members

Scenario #	Patient Indications	Treatments				
		Non-Operative	Partial Repair and/or Debridement	Repair	Reconstruct	Arthroplasty
76	Mild Symptoms, ASA Status 2, Identifiable Factors for Healing Failure ABSENT, Factors to Affect Outcome PRESENT, C2 Tear Classification, G0-2 Atrophy/Fatty Infiltration, No Response to Conservative Treatment	M (6)	M (4)	M (6)	R (1) +	R (1) +
77	Mild Symptoms, ASA Status 2, Identifiable Factors for Healing Failure ABSENT, Factors to Affect Outcome PRESENT, C3 Tear Classification, G0-2 Atrophy/Fatty Infiltration, Response to Conservative Treatment	A (8) +	R (3)	M (5)	R (2) +	R (1) +
78	Mild Symptoms, ASA Status 2, Identifiable Factors for Healing Failure ABSENT, Factors to Affect Outcome PRESENT, C3 Tear Classification, G0-2 Atrophy/Fatty Infiltration, No Response to Conservative Treatment	M (6)	M (4)	A (7)	R (2) +	R (1) +
79	Mild Symptoms, ASA Status 2, Identifiable Factors for Healing Failure ABSENT, Factors to Affect Outcome PRESENT, C3 Tear Classification, G3-4 Atrophy/Fatty Infiltration, Response to Conservative Treatment	A (8) +	R (3) +	M (5)	R (2) +	R (1) +
80	Mild Symptoms, ASA Status 2, Identifiable Factors for Healing Failure ABSENT, Factors to Affect Outcome PRESENT, C3 Tear Classification, G3-4 Atrophy/Fatty Infiltration, No Response to Conservative Treatment	M (6)	M (5)	M (6)	R (3)	R (1) +
81	Mild Symptoms, ASA Status 2, Identifiable Factors for Healing Failure ABSENT, Factors to Affect Outcome PRESENT, C4 Tear Classification, G0-2 Atrophy/Fatty Infiltration, Response to Conservative Treatment	A (8) +	R (3)	M (4)	R (2) +	R (1) +
82	Mild Symptoms, ASA Status 2, Identifiable Factors for Healing Failure ABSENT, Factors to Affect Outcome PRESENT, C4 Tear Classification, G0-2 Atrophy/Fatty Infiltration, No Response to Conservative Treatment	M (5) +	M (5) +	A (7)	M (4)	R (1) +
83	Mild Symptoms, ASA Status 2, Identifiable Factors for Healing Failure ABSENT, Factors to Affect Outcome PRESENT, C4 Tear Classification, G3-4 Atrophy/Fatty Infiltration, Response to Conservative Treatment	A (8) +	R (3)	R (3)	M (4)	R (1) +
84	Mild Symptoms, ASA Status 2, Identifiable Factors for Healing Failure ABSENT, Factors to Affect Outcome PRESENT, C4 Tear Classification, G3-4 Atrophy/Fatty Infiltration, No Response to Conservative Treatment	M (5) +	M (6) +	M (6)	M (4)	R (1) +
85	Mild Symptoms, ASA Status 2, Identifiable Factors for Healing Failure ABSENT, Factors to Affect Outcome ABSENT, C1 Tear Classification, G0-2 Atrophy/Fatty Infiltration, Response to Conservative Treatment	A (8) +	R (2) +	M (4)	R (1) +	R (1) +
86	Mild Symptoms, ASA Status 2, Identifiable Factors for Healing Failure ABSENT, Factors to Affect Outcome ABSENT, C1 Tear Classification, G0-2 Atrophy/Fatty Infiltration, No Response to Conservative Treatment	M (6)	R (3)	A (7)	R (1) +	R (1) +
87	Mild Symptoms, ASA Status 2, Identifiable Factors for Healing Failure ABSENT, Factors to Affect Outcome ABSENT, C2 Tear Classification, G0-2 Atrophy/Fatty Infiltration, Response to Conservative Treatment	A (8) +	R (2) +	M (5)	R (1) +	R (1) +
88	Mild Symptoms, ASA Status 2, Identifiable Factors for Healing Failure ABSENT, Factors to Affect Outcome ABSENT, C2 Tear Classification, G0-2 Atrophy/Fatty Infiltration, No Response to Conservative Treatment	M (6)	R (3)	A (7) +	R (1) +	R (1) +
89	Mild Symptoms, ASA Status 2, Identifiable Factors for Healing Failure ABSENT, Factors to Affect Outcome ABSENT, C3 Tear Classification, G0-2 Atrophy/Fatty Infiltration, Response to Conservative Treatment	A (8) +	R (3)	M (6)	R (2) +	R (1) +
90	Mild Symptoms, ASA Status 2, Identifiable Factors for Healing Failure ABSENT, Factors to Affect Outcome ABSENT, C3 Tear Classification, G0-2 Atrophy/Fatty Infiltration, No Response to Conservative Treatment	M (6)	M (4)	A (7) +	R (2) +	R (1) +
91	Mild Symptoms, ASA Status 2, Identifiable Factors for Healing Failure ABSENT, Factors to Affect Outcome ABSENT, C3 Tear Classification, G3-4 Atrophy/Fatty Infiltration, Response to Conservative Treatment	A (8) +	R (3)	M (4)	R (2) +	R (1) +
92	Mild Symptoms, ASA Status 2, Identifiable Factors for Healing Failure ABSENT, Factors to Affect Outcome ABSENT, C3 Tear Classification, G3-4 Atrophy/Fatty Infiltration, No Response to Conservative Treatment	M (5)	M (6)	M (6)	M (4)	R (1) +
93	Mild Symptoms, ASA Status 2, Identifiable Factors for Healing Failure ABSENT, Factors to Affect Outcome ABSENT, C4 Tear Classification, G0-2 Atrophy/Fatty Infiltration, Response to Conservative Treatment	A (8) +	R (3)	M (5)	R (2) +	R (1) +
94	Mild Symptoms, ASA Status 2, Identifiable Factors for Healing Failure ABSENT, Factors to Affect Outcome ABSENT, C4 Tear Classification, G0-2 Atrophy/Fatty Infiltration, No Response to Conservative Treatment	M (5)	M (5)	M (6)	R (3) +	R (1) +
95	Mild Symptoms, ASA Status 2, Identifiable Factors for Healing Failure ABSENT, Factors to Affect Outcome ABSENT, C4 Tear Classification, G3-4 Atrophy/Fatty Infiltration, Response to Conservative Treatment	A (8) +	R (3)	M (4)	R (3)	R (1) +
96	Mild Symptoms, ASA Status 2, Identifiable Factors for Healing Failure ABSENT, Factors to Affect Outcome ABSENT, C4 Tear Classification, G3-4 Atrophy/Fatty Infiltration, No Response to Conservative Treatment	M (5) +	M (6)	M (6)	M (4)	R (1) +
97	Mild Symptoms, ASA Status 3, Identifiable Factors for Healing Failure PRESENT, Factors to Affect Outcome PRESENT, C1 Tear Classification, G0-2 Atrophy/Fatty Infiltration, Response to Conservative Treatment	A (9) +	R (2) +	R (2) +	R (1) +	R (1) +
98	Mild Symptoms, ASA Status 3, Identifiable Factors for Healing Failure PRESENT, Factors to Affect Outcome PRESENT, C1 Tear Classification, G0-2 Atrophy/Fatty Infiltration, No Response to Conservative Treatment	A (8) +	R (3) +	M (4)	R (1) +	R (1) +
99	Mild Symptoms, ASA Status 3, Identifiable Factors for Healing Failure PRESENT, Factors to Affect Outcome PRESENT, C2 Tear Classification, G0-2 Atrophy/Fatty Infiltration, Response to Conservative Treatment	A (9) +	R (2) +	R (3) +	R (1) +	R (1) +
100	Mild Symptoms, ASA Status 3, Identifiable Factors for Healing Failure PRESENT, Factors to Affect Outcome PRESENT, C2 Tear Classification, G0-2 Atrophy/Fatty Infiltration, No Response to Conservative Treatment	A (7)	R (3) +	M (4)	R (1) +	R (1) +

## Patient Scenarios #101-124

R = Rarely Appropriate, M = May Be Appropriate, A = Appropriate; Numbers in parentheses indicate median rating of voting panel; a plus symbol (+) indicates agreement between voting panel members, a minus symbol (-) indicates disagreement between voting panel members

Scenario #	Patient Indications	Treatments				
		Non-Operative	Partial Repair and/or Debridement	Repair	Reconstruct	Arthroplasty
101	Mild Symptoms, ASA Status 3, Identifiable Factors for Healing Failure PRESENT, Factors to Affect Outcome PRESENT, C3 Tear Classification, G0-2 Atrophy/Fatty Infiltration, Response to Conservative Treatment	A (8) +	R (2) +	R (3)	R (1) +	R (1) +
102	Mild Symptoms, ASA Status 3, Identifiable Factors for Healing Failure PRESENT, Factors to Affect Outcome PRESENT, C3 Tear Classification, G0-2 Atrophy/Fatty Infiltration, No Response to Conservative Treatment	A (7)	R (3)	M (4)	R (1) +	R (1) +
103	Mild Symptoms, ASA Status 3, Identifiable Factors for Healing Failure PRESENT, Factors to Affect Outcome PRESENT, C3 Tear Classification, G3-4 Atrophy/Fatty Infiltration, Response to Conservative Treatment	A (8) +	R (2) +	R (3)	R (1) +	R (1) +
104	Mild Symptoms, ASA Status 3, Identifiable Factors for Healing Failure PRESENT, Factors to Affect Outcome PRESENT, C3 Tear Classification, G3-4 Atrophy/Fatty Infiltration, No Response to Conservative Treatment	A (7)	M (4)	M (4)	R (2) +	R (1) +
105	Mild Symptoms, ASA Status 3, Identifiable Factors for Healing Failure PRESENT, Factors to Affect Outcome PRESENT, C4 Tear Classification, G0-2 Atrophy/Fatty Infiltration, Response to Conservative Treatment	A (9) +	R (2) +	R (3)	R (2) +	R (1) +
106	Mild Symptoms, ASA Status 3, Identifiable Factors for Healing Failure PRESENT, Factors to Affect Outcome PRESENT, C4 Tear Classification, G0-2 Atrophy/Fatty Infiltration, No Response to Conservative Treatment	A (7)	M (4)	M (4)	R (2) +	R (1) +
107	Mild Symptoms, ASA Status 3, Identifiable Factors for Healing Failure PRESENT, Factors to Affect Outcome PRESENT, C4 Tear Classification, G3-4 Atrophy/Fatty Infiltration, Response to Conservative Treatment	A (8) +	R (2) +	R (3)	R (1) +	R (1) +
108	Mild Symptoms, ASA Status 3, Identifiable Factors for Healing Failure PRESENT, Factors to Affect Outcome PRESENT, C4 Tear Classification, G3-4 Atrophy/Fatty Infiltration, No Response to Conservative Treatment	A (7)	M (4)	M (4)	R (2) +	R (1) +
109	Mild Symptoms, ASA Status 3, Identifiable Factors for Healing Failure PRESENT, Factors to Affect Outcome ABSENT, C1 Tear Classification, G0-2 Atrophy/Fatty Infiltration, Response to Conservative Treatment	A (9) +	R (1) +	R (2) +	R (1) +	R (1) +
110	Mild Symptoms, ASA Status 3, Identifiable Factors for Healing Failure PRESENT, Factors to Affect Outcome ABSENT, C1 Tear Classification, G0-2 Atrophy/Fatty Infiltration, No Response to Conservative Treatment	A (7)	R (2) +	M (4)	R (1) +	R (1) +
111	Mild Symptoms, ASA Status 3, Identifiable Factors for Healing Failure PRESENT, Factors to Affect Outcome ABSENT, C2 Tear Classification, G0-2 Atrophy/Fatty Infiltration, Response to Conservative Treatment	A (9) +	R (2) +	R (3) +	R (1) +	R (1) +
112	Mild Symptoms, ASA Status 3, Identifiable Factors for Healing Failure PRESENT, Factors to Affect Outcome ABSENT, C2 Tear Classification, G0-2 Atrophy/Fatty Infiltration, No Response to Conservative Treatment	M (6)	R (3)	R (3)	R (1) +	R (1) +
113	Mild Symptoms, ASA Status 3, Identifiable Factors for Healing Failure PRESENT, Factors to Affect Outcome ABSENT, C3 Tear Classification, G0-2 Atrophy/Fatty Infiltration, Response to Conservative Treatment	A (9) +	R (2) +	R (2)	R (1) +	R (1) +
114	Mild Symptoms, ASA Status 3, Identifiable Factors for Healing Failure PRESENT, Factors to Affect Outcome ABSENT, C3 Tear Classification, G0-2 Atrophy/Fatty Infiltration, No Response to Conservative Treatment	M (6)	R (3)	M (4)	R (1) +	R (1) +
115	Mild Symptoms, ASA Status 3, Identifiable Factors for Healing Failure PRESENT, Factors to Affect Outcome ABSENT, C3 Tear Classification, G3-4 Atrophy/Fatty Infiltration, Response to Conservative Treatment	A (8) +	R (2) +	R (2)	R (1) +	R (1) +
116	Mild Symptoms, ASA Status 3, Identifiable Factors for Healing Failure PRESENT, Factors to Affect Outcome ABSENT, C3 Tear Classification, G3-4 Atrophy/Fatty Infiltration, No Response to Conservative Treatment	M (6)	R (3)	R (3)	R (2) +	R (1) +
117	Mild Symptoms, ASA Status 3, Identifiable Factors for Healing Failure PRESENT, Factors to Affect Outcome ABSENT, C4 Tear Classification, G0-2 Atrophy/Fatty Infiltration, Response to Conservative Treatment	A (9) +	R (2) +	R (2) +	R (1) +	R (1) +
118	Mild Symptoms, ASA Status 3, Identifiable Factors for Healing Failure PRESENT, Factors to Affect Outcome ABSENT, C4 Tear Classification, G0-2 Atrophy/Fatty Infiltration, No Response to Conservative Treatment	M (6)	M (4)	M (4)	R (1) +	R (1) +
119	Mild Symptoms, ASA Status 3, Identifiable Factors for Healing Failure PRESENT, Factors to Affect Outcome ABSENT, C4 Tear Classification, G3-4 Atrophy/Fatty Infiltration, Response to Conservative Treatment	A (9) +	R (2) +	R (2)	R (1) +	R (1) +
120	Mild Symptoms, ASA Status 3, Identifiable Factors for Healing Failure PRESENT, Factors to Affect Outcome ABSENT, C4 Tear Classification, G3-4 Atrophy/Fatty Infiltration, No Response to Conservative Treatment	A (7)	M (4)	R (3)	R (2) +	R (1) +
121	Mild Symptoms, ASA Status 3, Identifiable Factors for Healing Failure ABSENT, Factors to Affect Outcome PRESENT, C1 Tear Classification, G0-2 Atrophy/Fatty Infiltration, Response to Conservative Treatment	A (9) +	R (2) +	R (2)	R (1) +	R (1) +
122	Mild Symptoms, ASA Status 3, Identifiable Factors for Healing Failure ABSENT, Factors to Affect Outcome PRESENT, C1 Tear Classification, G0-2 Atrophy/Fatty Infiltration, No Response to Conservative Treatment	M (6)	R (3) +	R (3)	R (1) +	R (1) +
123	Mild Symptoms, ASA Status 3, Identifiable Factors for Healing Failure ABSENT, Factors to Affect Outcome PRESENT, C2 Tear Classification, G0-2 Atrophy/Fatty Infiltration, Response to Conservative Treatment	A (9) +	R (2) +	R (2)	R (1) +	R (1) +
124	Mild Symptoms, ASA Status 3, Identifiable Factors for Healing Failure ABSENT, Factors to Affect Outcome PRESENT, C2 Tear Classification, G0-2 Atrophy/Fatty Infiltration, No Response to Conservative Treatment	A (7)	R (3)	M (4)	R (1) +	R (1) +

## Patient Scenarios #125-148

R = Rarely Appropriate, M = May Be Appropriate, A = Appropriate; Numbers in parentheses indicate median rating of voting panel; a plus symbol (+) indicates agreement between voting panel members, a minus symbol (-) indicates disagreement between voting panel members

Scenario #	Patient Indications	Treatments				
		Non-Operative	Partial Repair and/or Debridement	Repair	Reconstruct	Arthroplasty
125	Mild Symptoms, ASA Status 3, Identifiable Factors for Healing Failure ABSENT, Factors to Affect Outcome PRESENT, C3 Tear Classification, G0-2 Atrophy/Fatty Infiltration, Response to Conservative Treatment	A (9) +	R (2) +	R (3)	R (1) +	R (1) +
126	Mild Symptoms, ASA Status 3, Identifiable Factors for Healing Failure ABSENT, Factors to Affect Outcome PRESENT, C3 Tear Classification, G0-2 Atrophy/Fatty Infiltration, No Response to Conservative Treatment	M (6)	M (4)	M (4)	R (1) +	R (1) +
127	Mild Symptoms, ASA Status 3, Identifiable Factors for Healing Failure ABSENT, Factors to Affect Outcome PRESENT, C3 Tear Classification, G3-4 Atrophy/Fatty Infiltration, Response to Conservative Treatment	A (9) +	R (2) +	R (3) +	R (1) +	R (1) +
128	Mild Symptoms, ASA Status 3, Identifiable Factors for Healing Failure ABSENT, Factors to Affect Outcome PRESENT, C3 Tear Classification, G3-4 Atrophy/Fatty Infiltration, No Response to Conservative Treatment	M (6)	M (4)	R (3)	R (1) +	R (1) +
129	Mild Symptoms, ASA Status 3, Identifiable Factors for Healing Failure ABSENT, Factors to Affect Outcome PRESENT, C4 Tear Classification, G0-2 Atrophy/Fatty Infiltration, Response to Conservative Treatment	A (9) +	R (2) +	R (2) +	R (1) +	R (1) +
130	Mild Symptoms, ASA Status 3, Identifiable Factors for Healing Failure ABSENT, Factors to Affect Outcome PRESENT, C4 Tear Classification, G0-2 Atrophy/Fatty Infiltration, No Response to Conservative Treatment	M (6)	M (4)	M (4)	R (2) +	R (1) +
131	Mild Symptoms, ASA Status 3, Identifiable Factors for Healing Failure ABSENT, Factors to Affect Outcome PRESENT, C4 Tear Classification, G3-4 Atrophy/Fatty Infiltration, Response to Conservative Treatment	A (9) +	R (3) +	R (2) +	R (1) +	R (1) +
132	Mild Symptoms, ASA Status 3, Identifiable Factors for Healing Failure ABSENT, Factors to Affect Outcome PRESENT, C4 Tear Classification, G3-4 Atrophy/Fatty Infiltration, No Response to Conservative Treatment	A (7)	M (4)	R (3)	R (2) +	R (1) +
133	Mild Symptoms, ASA Status 3, Identifiable Factors for Healing Failure ABSENT, Factors to Affect Outcome ABSENT, C1 Tear Classification, G0-2 Atrophy/Fatty Infiltration, Response to Conservative Treatment	A (9) +	R (2) +	R (2)	R (1) +	R (1) +
134	Mild Symptoms, ASA Status 3, Identifiable Factors for Healing Failure ABSENT, Factors to Affect Outcome ABSENT, C1 Tear Classification, G0-2 Atrophy/Fatty Infiltration, No Response to Conservative Treatment	A (7)	R (3)	M (4)	R (1) +	R (1) +
135	Mild Symptoms, ASA Status 3, Identifiable Factors for Healing Failure ABSENT, Factors to Affect Outcome ABSENT, C2 Tear Classification, G0-2 Atrophy/Fatty Infiltration, Response to Conservative Treatment	A (9) +	R (2) +	R (3)	R (1) +	R (1) +
136	Mild Symptoms, ASA Status 3, Identifiable Factors for Healing Failure ABSENT, Factors to Affect Outcome ABSENT, C2 Tear Classification, G0-2 Atrophy/Fatty Infiltration, No Response to Conservative Treatment	A (7)	R (3)	R (3)	R (1) +	R (1) +
137	Mild Symptoms, ASA Status 3, Identifiable Factors for Healing Failure ABSENT, Factors to Affect Outcome ABSENT, C3 Tear Classification, G0-2 Atrophy/Fatty Infiltration, Response to Conservative Treatment	A (9) +	R (2) +	R (3)	R (1) +	R (1) +
138	Mild Symptoms, ASA Status 3, Identifiable Factors for Healing Failure ABSENT, Factors to Affect Outcome ABSENT, C3 Tear Classification, G0-2 Atrophy/Fatty Infiltration, No Response to Conservative Treatment	A (7)	M (4)	M (4)	R (1) +	R (1) +
139	Mild Symptoms, ASA Status 3, Identifiable Factors for Healing Failure ABSENT, Factors to Affect Outcome ABSENT, C3 Tear Classification, G3-4 Atrophy/Fatty Infiltration, Response to Conservative Treatment	A (9) +	R (2) +	R (2) +	R (1) +	R (1) +
140	Mild Symptoms, ASA Status 3, Identifiable Factors for Healing Failure ABSENT, Factors to Affect Outcome ABSENT, C3 Tear Classification, G3-4 Atrophy/Fatty Infiltration, No Response to Conservative Treatment	A (7)	M (4)	R (3)	R (1) +	R (1) +
141	Mild Symptoms, ASA Status 3, Identifiable Factors for Healing Failure ABSENT, Factors to Affect Outcome ABSENT, C4 Tear Classification, G0-2 Atrophy/Fatty Infiltration, Response to Conservative Treatment	A (9) +	R (3) +	R (3) +	R (1) +	R (1) +
142	Mild Symptoms, ASA Status 3, Identifiable Factors for Healing Failure ABSENT, Factors to Affect Outcome ABSENT, C4 Tear Classification, G0-2 Atrophy/Fatty Infiltration, No Response to Conservative Treatment	A (7)	M (4)	R (3)	R (1) +	R (1) +
143	Mild Symptoms, ASA Status 3, Identifiable Factors for Healing Failure ABSENT, Factors to Affect Outcome ABSENT, C4 Tear Classification, G3-4 Atrophy/Fatty Infiltration, Response to Conservative Treatment	A (9) +	R (3) +	R (2)	R (2) +	R (1) +
144	Mild Symptoms, ASA Status 3, Identifiable Factors for Healing Failure ABSENT, Factors to Affect Outcome ABSENT, C4 Tear Classification, G3-4 Atrophy/Fatty Infiltration, No Response to Conservative Treatment	A (7)	R (3)	R (3)	R (2) +	R (1) +
145	Moderate symptoms, ASA Status 1, Identifiable Factors for Healing Failure PRESENT, Factors to Affect Outcome PRESENT, C1 Tear Classification, G0-2 Atrophy/Fatty Infiltration, Response to Conservative Treatment	A (8) +	R (2) +	M (4)	R (1) +	R (1) +
146	Moderate symptoms, ASA Status 1, Identifiable Factors for Healing Failure PRESENT, Factors to Affect Outcome PRESENT, C1 Tear Classification, G0-2 Atrophy/Fatty Infiltration, No Response to Conservative Treatment	M (6) +	R (3)	A (7)	R (1) +	R (1) +
147	Moderate symptoms, ASA Status 1, Identifiable Factors for Healing Failure PRESENT, Factors to Affect Outcome PRESENT, C2 Tear Classification, G0-2 Atrophy/Fatty Infiltration, Response to Conservative Treatment	A (8) +	R (2) +	M (4)	R (1) +	R (1) +
148	Moderate symptoms, ASA Status 1, Identifiable Factors for Healing Failure PRESENT, Factors to Affect Outcome PRESENT, C2 Tear Classification, G0-2 Atrophy/Fatty Infiltration, No Response to Conservative Treatment	M (6)	M (4)	A (7)	R (1) +	R (1) +

## Patient Scenarios #149-173

R = Rarely Appropriate, M = May Be Appropriate, A = Appropriate; Numbers in parentheses indicate median rating of voting panel; a plus symbol (+) indicates agreement between voting panel members, a minus symbol (-) indicates disagreement between voting panel members

Scenario #	Patient Indications	Treatments				
		Non-Operative	Partial Repair and/or Debridement	Repair	Reconstruct	Arthroplasty
149	Moderate symptoms, ASA Status 1, Identifiable Factors for Healing Failure PRESENT, Factors to Affect Outcome PRESENT, C3 Tear Classification, G0-2 Atrophy/Fatty Infiltration, Response to Conservative Treatment	A (8) +	R (3) +	M (4)	R (1) +	R (1) +
150	Moderate symptoms, ASA Status 1, Identifiable Factors for Healing Failure PRESENT, Factors to Affect Outcome PRESENT, C3 Tear Classification, G0-2 Atrophy/Fatty Infiltration, No Response to Conservative Treatment	M (6)	M (4)	A (7) +	R (2) +	R (1) +
151	Moderate symptoms, ASA Status 1, Identifiable Factors for Healing Failure PRESENT, Factors to Affect Outcome PRESENT, C3 Tear Classification, G3-4 Atrophy/Fatty Infiltration, Response to Conservative Treatment	A (8) +	R (3)	M (4)	R (2) +	R (1) +
152	Moderate symptoms, ASA Status 1, Identifiable Factors for Healing Failure PRESENT, Factors to Affect Outcome PRESENT, C3 Tear Classification, G3-4 Atrophy/Fatty Infiltration, No Response to Conservative Treatment	M (5) +	M (4)	A (7)	M (5)	R (1) +
153	Moderate symptoms, ASA Status 1, Identifiable Factors for Healing Failure PRESENT, Factors to Affect Outcome PRESENT, C4 Tear Classification, G0-2 Atrophy/Fatty Infiltration, Response to Conservative Treatment	A (8) +	R (3)	R (3)	R (3) +	R (1) +
154	Moderate symptoms, ASA Status 1, Identifiable Factors for Healing Failure PRESENT, Factors to Affect Outcome PRESENT, C4 Tear Classification, G0-2 Atrophy/Fatty Infiltration, No Response to Conservative Treatment	M (5) +	M (5) +	A (7)	R (3)	R (1) +
155	Moderate symptoms, ASA Status 1, Identifiable Factors for Healing Failure PRESENT, Factors to Affect Outcome PRESENT, C4 Tear Classification, G3-4 Atrophy/Fatty Infiltration, Response to Conservative Treatment	A (8) +	M (4)	M (4)	R (3)	R (1) +
156	Moderate symptoms, ASA Status 1, Identifiable Factors for Healing Failure PRESENT, Factors to Affect Outcome PRESENT, C4 Tear Classification, G3-4 Atrophy/Fatty Infiltration, No Response to Conservative Treatment	M (6) +	M (6)	M (5)	M (6) +	R (2) +
157	Moderate symptoms, ASA Status 1, Identifiable Factors for Healing Failure PRESENT, Factors to Affect Outcome ABSENT, C1 Tear Classification, G0-2 Atrophy/Fatty Infiltration, Response to Conservative Treatment	A (8) +	R (2) +	R (3)	R (1) +	R (1) +
158	Moderate symptoms, ASA Status 1, Identifiable Factors for Healing Failure PRESENT, Factors to Affect Outcome ABSENT, C1 Tear Classification, G0-2 Atrophy/Fatty Infiltration, No Response to Conservative Treatment	M (6) +	R (2)	A (7)	R (1) +	R (1) +
159	Moderate symptoms, ASA Status 1, Identifiable Factors for Healing Failure PRESENT, Factors to Affect Outcome ABSENT, C2 Tear Classification, G0-2 Atrophy/Fatty Infiltration, Response to Conservative Treatment	A (8) +	R (2) +	M (4)	R (1) +	R (1) +
160	Moderate symptoms, ASA Status 1, Identifiable Factors for Healing Failure PRESENT, Factors to Affect Outcome ABSENT, C2 Tear Classification, G0-2 Atrophy/Fatty Infiltration, No Response to Conservative Treatment	M (6) +	M (4)	A (7)	R (1) +	R (1) +
161	Moderate symptoms, ASA Status 1, Identifiable Factors for Healing Failure PRESENT, Factors to Affect Outcome ABSENT, C3 Tear Classification, G0-2 Atrophy/Fatty Infiltration, Response to Conservative Treatment	A (8) +	R (3) +	M (4)	R (1) +	R (1) +
162	Moderate symptoms, ASA Status 1, Identifiable Factors for Healing Failure PRESENT, Factors to Affect Outcome ABSENT, C3 Tear Classification, G0-2 Atrophy/Fatty Infiltration, No Response to Conservative Treatment	M (5) +	M (4)	A (7) +	R (2)	R (1) +
163	Moderate symptoms, ASA Status 1, Identifiable Factors for Healing Failure PRESENT, Factors to Affect Outcome ABSENT, C3 Tear Classification, G3-4 Atrophy/Fatty Infiltration, Response to Conservative Treatment	A (8) +	R (3)	M (4)	R (2)	R (1) +
164	Moderate symptoms, ASA Status 1, Identifiable Factors for Healing Failure PRESENT, Factors to Affect Outcome ABSENT, C3 Tear Classification, G3-4 Atrophy/Fatty Infiltration, No Response to Conservative Treatment	M (6) +	M (6)	M (6)	M (5) +	R (1) +
165	Moderate symptoms, ASA Status 1, Identifiable Factors for Healing Failure PRESENT, Factors to Affect Outcome ABSENT, C4 Tear Classification, G0-2 Atrophy/Fatty Infiltration, Response to Conservative Treatment	A (7) +	R (3) +	M (4)	R (3)	R (1) +
166	Moderate symptoms, ASA Status 1, Identifiable Factors for Healing Failure PRESENT, Factors to Affect Outcome ABSENT, C4 Tear Classification, G0-2 Atrophy/Fatty Infiltration, No Response to Conservative Treatment	M (5) +	M (6)	M (6)	M (5)	R (1) +
167	Moderate symptoms, ASA Status 1, Identifiable Factors for Healing Failure PRESENT, Factors to Affect Outcome ABSENT, C4 Tear Classification, G3-4 Atrophy/Fatty Infiltration, Response to Conservative Treatment	A (8) +	M (4)	M (4)	M (4)	R (1) +
168	Moderate symptoms, ASA Status 1, Identifiable Factors for Healing Failure PRESENT, Factors to Affect Outcome ABSENT, C4 Tear Classification, G3-4 Atrophy/Fatty Infiltration, No Response to Conservative Treatment	M (6) +	M (6)	M (5)	M (6)	R (2)
169	Moderate symptoms, ASA Status 1, Identifiable Factors for Healing Failure ABSENT, Factors to Affect Outcome PRESENT, C1 Tear Classification, G0-2 Atrophy/Fatty Infiltration, Response to Conservative Treatment	A (8) +	R (2) +	M (4)	R (1) +	R (1) +
170	Moderate symptoms, ASA Status 1, Identifiable Factors for Healing Failure ABSENT, Factors to Affect Outcome PRESENT, C1 Tear Classification, G0-2 Atrophy/Fatty Infiltration, No Response to Conservative Treatment	M (6) +	M (4)	A (7)	R (1) +	R (1) +
171	Moderate symptoms, ASA Status 1, Identifiable Factors for Healing Failure ABSENT, Factors to Affect Outcome PRESENT, C2 Tear Classification, G0-2 Atrophy/Fatty Infiltration, Response to Conservative Treatment	A (8) +	R (2) +	M (4)	R (1) +	R (1) +
172	Moderate symptoms, ASA Status 1, Identifiable Factors for Healing Failure ABSENT, Factors to Affect Outcome PRESENT, C2 Tear Classification, G0-2 Atrophy/Fatty Infiltration, No Response to Conservative Treatment	M (6) +	M (4)	A (8) +	R (1) +	R (1) +
173	Moderate symptoms, ASA Status 1, Identifiable Factors for Healing Failure ABSENT, Factors to Affect Outcome PRESENT, C3 Tear Classification, G0-2 Atrophy/Fatty Infiltration, Response to Conservative Treatment	A (8) +	R (2) +	M (5)	R (2) +	R (1) +

## Patient Scenarios #174-198

R = Rarely Appropriate, M = May Be Appropriate, A = Appropriate; Numbers in parentheses indicate median rating of voting panel; a plus symbol (+) indicates agreement between voting panel members, a minus symbol (-) indicates disagreement between voting panel members

Scenario #	Patient Indications	Treatments				
		Non-Operative	Partial Repair and/or Debridement	Repair	Reconstruct	Arthroplasty
174	Moderate symptoms, ASA Status 1, Identifiable Factors for Healing Failure ABSENT, Factors to Affect Outcome PRESENT, C3 Tear Classification, G0-2 Atrophy/Fatty Infiltration, No Response to Conservative Treatment	M (5) +	M (4)	A (8) +	R (3)	R (1) +
175	Moderate symptoms, ASA Status 1, Identifiable Factors for Healing Failure ABSENT, Factors to Affect Outcome PRESENT, C3 Tear Classification, G3-4 Atrophy/Fatty Infiltration, Response to Conservative Treatment	A (8) +	R (3) +	M (4)	R (2) +	R (1) +
176	Moderate symptoms, ASA Status 1, Identifiable Factors for Healing Failure ABSENT, Factors to Affect Outcome PRESENT, C3 Tear Classification, G3-4 Atrophy/Fatty Infiltration, No Response to Conservative Treatment	M (5) +	M (6)	A (7)	M (5)	R (1) +
177	Moderate symptoms, ASA Status 1, Identifiable Factors for Healing Failure ABSENT, Factors to Affect Outcome PRESENT, C4 Tear Classification, G0-2 Atrophy/Fatty Infiltration, Response to Conservative Treatment	A (8) +	R (3)	M (4)	R (3)	R (1) +
178	Moderate symptoms, ASA Status 1, Identifiable Factors for Healing Failure ABSENT, Factors to Affect Outcome PRESENT, C4 Tear Classification, G0-2 Atrophy/Fatty Infiltration, No Response to Conservative Treatment	M (5) +	M (5)	A (7)	M (5)	R (1) +
179	Moderate symptoms, ASA Status 1, Identifiable Factors for Healing Failure ABSENT, Factors to Affect Outcome PRESENT, C4 Tear Classification, G3-4 Atrophy/Fatty Infiltration, Response to Conservative Treatment	A (8) +	M (4)	M (4)	M (4)	R (1) +
180	Moderate symptoms, ASA Status 1, Identifiable Factors for Healing Failure ABSENT, Factors to Affect Outcome PRESENT, C4 Tear Classification, G3-4 Atrophy/Fatty Infiltration, No Response to Conservative Treatment	M (5) +	M (6)	M (6)	M (6)	R (2)
181	Moderate symptoms, ASA Status 1, Identifiable Factors for Healing Failure ABSENT, Factors to Affect Outcome ABSENT, C1 Tear Classification, G0-2 Atrophy/Fatty Infiltration, Response to Conservative Treatment	A (8) +	R (2) +	M (4)	R (1) +	R (1) +
182	Moderate symptoms, ASA Status 1, Identifiable Factors for Healing Failure ABSENT, Factors to Affect Outcome ABSENT, C1 Tear Classification, G0-2 Atrophy/Fatty Infiltration, No Response to Conservative Treatment	M (6)	R (3)	A (7) +	R (1) +	R (1) +
183	Moderate symptoms, ASA Status 1, Identifiable Factors for Healing Failure ABSENT, Factors to Affect Outcome ABSENT, C2 Tear Classification, G0-2 Atrophy/Fatty Infiltration, Response to Conservative Treatment	A (8) +	R (3) +	M (5)	R (1) +	R (1) +
184	Moderate symptoms, ASA Status 1, Identifiable Factors for Healing Failure ABSENT, Factors to Affect Outcome ABSENT, C2 Tear Classification, G0-2 Atrophy/Fatty Infiltration, No Response to Conservative Treatment	M (6)	M (4)	A (8) +	R (1) +	R (1) +
185	Moderate symptoms, ASA Status 1, Identifiable Factors for Healing Failure ABSENT, Factors to Affect Outcome ABSENT, C3 Tear Classification, G0-2 Atrophy/Fatty Infiltration, Response to Conservative Treatment	A (8) +	R (3) +	M (5)	R (1) +	R (1) +
186	Moderate symptoms, ASA Status 1, Identifiable Factors for Healing Failure ABSENT, Factors to Affect Outcome ABSENT, C3 Tear Classification, G0-2 Atrophy/Fatty Infiltration, No Response to Conservative Treatment	M (5)	R (3)	A (8) +	R (2)	R (1) +
187	Moderate symptoms, ASA Status 1, Identifiable Factors for Healing Failure ABSENT, Factors to Affect Outcome ABSENT, C3 Tear Classification, G3-4 Atrophy/Fatty Infiltration, Response to Conservative Treatment	A (8) +	R (3)	M (4)	R (2) +	R (1) +
188	Moderate symptoms, ASA Status 1, Identifiable Factors for Healing Failure ABSENT, Factors to Affect Outcome ABSENT, C3 Tear Classification, G3-4 Atrophy/Fatty Infiltration, No Response to Conservative Treatment	M (5)	M (6)	A (7)	M (5)	R (1) +
189	Moderate symptoms, ASA Status 1, Identifiable Factors for Healing Failure ABSENT, Factors to Affect Outcome ABSENT, C4 Tear Classification, G0-2 Atrophy/Fatty Infiltration, Response to Conservative Treatment	A (8) +	M (4)	M (5)	R (2)	R (1) +
190	Moderate symptoms, ASA Status 1, Identifiable Factors for Healing Failure ABSENT, Factors to Affect Outcome ABSENT, C4 Tear Classification, G0-2 Atrophy/Fatty Infiltration, No Response to Conservative Treatment	M (5) +	M (5)	A (7)	M (6)	R (1) +
191	Moderate symptoms, ASA Status 1, Identifiable Factors for Healing Failure ABSENT, Factors to Affect Outcome ABSENT, C4 Tear Classification, G3-4 Atrophy/Fatty Infiltration, Response to Conservative Treatment	A (8) +	R (3)	M (4)	M (4)	R (1) +
192	Moderate symptoms, ASA Status 1, Identifiable Factors for Healing Failure ABSENT, Factors to Affect Outcome ABSENT, C4 Tear Classification, G3-4 Atrophy/Fatty Infiltration, No Response to Conservative Treatment	M (5)	A (7)	M (6)	A (7)	R (2)
193	Moderate symptoms, ASA Status 2, Identifiable Factors for Healing Failure PRESENT, Factors to Affect Outcome PRESENT, C1 Tear Classification, G0-2 Atrophy/Fatty Infiltration, Response to Conservative Treatment	A (8) +	R (3) +	R (3)	R (1) +	R (1) +
194	Moderate symptoms, ASA Status 2, Identifiable Factors for Healing Failure PRESENT, Factors to Affect Outcome PRESENT, C1 Tear Classification, G0-2 Atrophy/Fatty Infiltration, No Response to Conservative Treatment	M (6)	M (4)	M (6)	R (1) +	R (1) +
195	Moderate symptoms, ASA Status 2, Identifiable Factors for Healing Failure PRESENT, Factors to Affect Outcome PRESENT, C2 Tear Classification, G0-2 Atrophy/Fatty Infiltration, Response to Conservative Treatment	A (8) +	R (3) +	M (4)	R (1) +	R (1) +
196	Moderate symptoms, ASA Status 2, Identifiable Factors for Healing Failure PRESENT, Factors to Affect Outcome PRESENT, C2 Tear Classification, G0-2 Atrophy/Fatty Infiltration, No Response to Conservative Treatment	M (6) +	M (4)	A (7)	R (1) +	R (1) +
197	Moderate symptoms, ASA Status 2, Identifiable Factors for Healing Failure PRESENT, Factors to Affect Outcome PRESENT, C3 Tear Classification, G0-2 Atrophy/Fatty Infiltration, Response to Conservative Treatment	A (8) +	R (3) +	M (4)	R (2) +	R (1) +
198	Moderate symptoms, ASA Status 2, Identifiable Factors for Healing Failure PRESENT, Factors to Affect Outcome PRESENT, C3 Tear Classification, G0-2 Atrophy/Fatty Infiltration, No Response to Conservative Treatment	M (6) +	M (5)	A (7)	R (2) +	R (1) +

## Patient Scenarios #199-223

R = Rarely Appropriate, M = May Be Appropriate, A = Appropriate; Numbers in parentheses indicate median rating of voting panel; a plus symbol (+) indicates agreement between voting panel members, a minus symbol (-) indicates disagreement between voting panel members

Scenario #	Patient Indications	Treatments				
		Non-Operative	Partial Repair and/or Debridement	Repair	Reconstruct	Arthroplasty
199	Moderate symptoms, ASA Status 2, Identifiable Factors for Healing Failure PRESENT, Factors to Affect Outcome PRESENT, C3 Tear Classification, G 3-4 Atrophy/Fatty Infiltration, Response to Conservative Treatment	A (8) +	R (3)	M (4)	R (2) +	R (1) +
200	Moderate symptoms, ASA Status 2, Identifiable Factors for Healing Failure PRESENT, Factors to Affect Outcome PRESENT, C3 Tear Classification, G 3-4 Atrophy/Fatty Infiltration, No Response to Conservative Treatment	M (6) +	M (6)	A (7)	M (4)	R (1) +
201	Moderate symptoms, ASA Status 2, Identifiable Factors for Healing Failure PRESENT, Factors to Affect Outcome PRESENT, C4 Tear Classification, G 0-2 Atrophy/Fatty Infiltration, Response to Conservative Treatment	A (8) +	R (3)	M (4)	R (3)	R (1) +
202	Moderate symptoms, ASA Status 2, Identifiable Factors for Healing Failure PRESENT, Factors to Affect Outcome PRESENT, C4 Tear Classification, G 0-2 Atrophy/Fatty Infiltration, No Response to Conservative Treatment	M (5) +	M (5)	A (7)	M (6)	R (1) +
203	Moderate symptoms, ASA Status 2, Identifiable Factors for Healing Failure PRESENT, Factors to Affect Outcome PRESENT, C4 Tear Classification, G 3-4 Atrophy/Fatty Infiltration, Response to Conservative Treatment	A (8) +	R (3)	R (3)	R (3)	R (1) +
204	Moderate symptoms, ASA Status 2, Identifiable Factors for Healing Failure PRESENT, Factors to Affect Outcome PRESENT, C4 Tear Classification, G 3-4 Atrophy/Fatty Infiltration, No Response to Conservative Treatment	M (6) +	M (6)	M (6)	M (6)	R (2)
205	Moderate symptoms, ASA Status 2, Identifiable Factors for Healing Failure PRESENT, Factors to Affect Outcome ABSENT, C1 Tear Classification, G 0-2 Atrophy/Fatty Infiltration, Response to Conservative Treatment	A (8) +	R (2) +	R (3)	R (1) +	R (1) +
206	Moderate symptoms, ASA Status 2, Identifiable Factors for Healing Failure PRESENT, Factors to Affect Outcome ABSENT, C1 Tear Classification, G 0-2 Atrophy/Fatty Infiltration, No Response to Conservative Treatment	M (6) +	M (4)	A (7)	R (1) +	R (1) +
207	Moderate symptoms, ASA Status 2, Identifiable Factors for Healing Failure PRESENT, Factors to Affect Outcome ABSENT, C2 Tear Classification, G 0-2 Atrophy/Fatty Infiltration, Response to Conservative Treatment	A (8) +	R (2) +	M (4)	R (1) +	R (1) +
208	Moderate symptoms, ASA Status 2, Identifiable Factors for Healing Failure PRESENT, Factors to Affect Outcome ABSENT, C2 Tear Classification, G 0-2 Atrophy/Fatty Infiltration, No Response to Conservative Treatment	M (6)	M (4)	A (7) +	R (1) +	R (1) +
209	Moderate symptoms, ASA Status 2, Identifiable Factors for Healing Failure PRESENT, Factors to Affect Outcome ABSENT, C3 Tear Classification, G 0-2 Atrophy/Fatty Infiltration, Response to Conservative Treatment	A (8) +	R (3) +	M (4)	R (2) +	R (1) +
210	Moderate symptoms, ASA Status 2, Identifiable Factors for Healing Failure PRESENT, Factors to Affect Outcome ABSENT, C3 Tear Classification, G 0-2 Atrophy/Fatty Infiltration, No Response to Conservative Treatment	M (5) +	M (4)	A (7) +	R (2)	R (1) +
211	Moderate symptoms, ASA Status 2, Identifiable Factors for Healing Failure PRESENT, Factors to Affect Outcome ABSENT, C3 Tear Classification, G 3-4 Atrophy/Fatty Infiltration, Response to Conservative Treatment	A (8) +	R (3)	M (4)	R (2) +	R (1) +
212	Moderate symptoms, ASA Status 2, Identifiable Factors for Healing Failure PRESENT, Factors to Affect Outcome ABSENT, C3 Tear Classification, G 3-4 Atrophy/Fatty Infiltration, No Response to Conservative Treatment	M (6) +	M (6)	A (7)	M (5)	R (1) +
213	Moderate symptoms, ASA Status 2, Identifiable Factors for Healing Failure PRESENT, Factors to Affect Outcome ABSENT, C4 Tear Classification, G 0-2 Atrophy/Fatty Infiltration, Response to Conservative Treatment	A (8) +	R (3)	M (4)	R (3)	R (1) +
214	Moderate symptoms, ASA Status 2, Identifiable Factors for Healing Failure PRESENT, Factors to Affect Outcome ABSENT, C4 Tear Classification, G 0-2 Atrophy/Fatty Infiltration, No Response to Conservative Treatment	M (5) +	M (5)	A (7)	M (6)	R (1) +
215	Moderate symptoms, ASA Status 2, Identifiable Factors for Healing Failure PRESENT, Factors to Affect Outcome ABSENT, C4 Tear Classification, G 3-4 Atrophy/Fatty Infiltration, Response to Conservative Treatment	A (8) +	R (3)	M (4)	M (4)	R (1) +
216	Moderate symptoms, ASA Status 2, Identifiable Factors for Healing Failure PRESENT, Factors to Affect Outcome ABSENT, C4 Tear Classification, G 3-4 Atrophy/Fatty Infiltration, No Response to Conservative Treatment	M (5) +	M (6)	M (6)	M (6)	R (2) +
217	Moderate symptoms, ASA Status 2, Identifiable Factors for Healing Failure ABSENT, Factors to Affect Outcome PRESENT, C1 Tear Classification, G 0-2 Atrophy/Fatty Infiltration, Response to Conservative Treatment	A (8) +	R (2) +	R (3)	R (1) +	R (1) +
218	Moderate symptoms, ASA Status 2, Identifiable Factors for Healing Failure ABSENT, Factors to Affect Outcome PRESENT, C1 Tear Classification, G 0-2 Atrophy/Fatty Infiltration, No Response to Conservative Treatment	M (6) +	M (4)	A (7)	R (1) +	R (1) +
219	Moderate symptoms, ASA Status 2, Identifiable Factors for Healing Failure ABSENT, Factors to Affect Outcome PRESENT, C2 Tear Classification, G 0-2 Atrophy/Fatty Infiltration, Response to Conservative Treatment	A (8) +	R (3) +	M (4)	R (1) +	R (1) +
220	Moderate symptoms, ASA Status 2, Identifiable Factors for Healing Failure ABSENT, Factors to Affect Outcome PRESENT, C2 Tear Classification, G 0-2 Atrophy/Fatty Infiltration, No Response to Conservative Treatment	M (5) +	M (4)	A (7)	R (1) +	R (1) +
221	Moderate symptoms, ASA Status 2, Identifiable Factors for Healing Failure ABSENT, Factors to Affect Outcome PRESENT, C3 Tear Classification, G 0-2 Atrophy/Fatty Infiltration, Response to Conservative Treatment	A (8) +	R (3)	M (5) +	R (2)	R (2) +
222	Moderate symptoms, ASA Status 2, Identifiable Factors for Healing Failure ABSENT, Factors to Affect Outcome PRESENT, C3 Tear Classification, G 0-2 Atrophy/Fatty Infiltration, No Response to Conservative Treatment	M (5) +	M (4)	A (7) +	R (2) +	R (1) +
223	Moderate symptoms, ASA Status 2, Identifiable Factors for Healing Failure ABSENT, Factors to Affect Outcome PRESENT, C3 Tear Classification, G 3-4 Atrophy/Fatty Infiltration, Response to Conservative Treatment	A (8) +	R (3) +	M (5)	R (3) +	R (1) +

## Patient Scenarios #224-248

R = Rarely Appropriate, M = May Be Appropriate, A = Appropriate; Numbers in parentheses indicate median rating of voting panel; a plus symbol (+) indicates agreement between voting panel members, a minus symbol (-) indicates disagreement between voting panel members

Scenario #	Patient Indications	Treatments				
		Non-Operative	Partial Repair and/or Debridement	Repair	Reconstruct	Arthroplasty
224	Moderate symptoms, ASA Status 2, Identifiable Factors for Healing Failure ABSENT, Factors to Affect Outcome PRESENT, C3 Tear Classification, G 3-4 Atrophy/Fatty Infiltration, No Response to Conservative Treatment	M (5) +	M (6)	A (7)	M (5)	R (1) +
225	Moderate symptoms, ASA Status 2, Identifiable Factors for Healing Failure ABSENT, Factors to Affect Outcome PRESENT, C4 Tear Classification, G0-2 Atrophy/Fatty Infiltration, Response to Conservative Treatment	A (8) +	M (4)	M (5)	R (3)	R (1) +
226	Moderate symptoms, ASA Status 2, Identifiable Factors for Healing Failure ABSENT, Factors to Affect Outcome PRESENT, C4 Tear Classification, G0-2 Atrophy/Fatty Infiltration, No Response to Conservative Treatment	M (5) +	M (6)	A (7)	M (5) +	R (1) +
227	Moderate symptoms, ASA Status 2, Identifiable Factors for Healing Failure ABSENT, Factors to Affect Outcome PRESENT, C4 Tear Classification, G 3-4 Atrophy/Fatty Infiltration, Response to Conservative Treatment	A (8) +	M (4)	M (4)	M (5)	R (1) +
228	Moderate symptoms, ASA Status 2, Identifiable Factors for Healing Failure ABSENT, Factors to Affect Outcome PRESENT, C4 Tear Classification, G 3-4 Atrophy/Fatty Infiltration, No Response to Conservative Treatment	M (5) +	A (7)	M (6)	M (6)	R (2)
229	Moderate symptoms, ASA Status 2, Identifiable Factors for Healing Failure ABSENT, Factors to Affect Outcome ABSENT, C1 Tear Classification, G0-2 Atrophy/Fatty Infiltration, Response to Conservative Treatment	A (8) +	R (2) +	M (4)	R (1) +	R (1) +
230	Moderate symptoms, ASA Status 2, Identifiable Factors for Healing Failure ABSENT, Factors to Affect Outcome ABSENT, C1 Tear Classification, G0-2 Atrophy/Fatty Infiltration, No Response to Conservative Treatment	M (5)	R (3)	A (8)	R (1) +	R (1) +
231	Moderate symptoms, ASA Status 2, Identifiable Factors for Healing Failure ABSENT, Factors to Affect Outcome ABSENT, C2 Tear Classification, G0-2 Atrophy/Fatty Infiltration, Response to Conservative Treatment	A (8) +	R (3) +	M (5)	R (1) +	R (1) +
232	Moderate symptoms, ASA Status 2, Identifiable Factors for Healing Failure ABSENT, Factors to Affect Outcome ABSENT, C2 Tear Classification, G0-2 Atrophy/Fatty Infiltration, No Response to Conservative Treatment	M (5)	M (4)	A (8) +	R (1) +	R (1) +
233	Moderate symptoms, ASA Status 2, Identifiable Factors for Healing Failure ABSENT, Factors to Affect Outcome ABSENT, C3 Tear Classification, G0-2 Atrophy/Fatty Infiltration, Response to Conservative Treatment	A (8) +	R (3) +	M (5) +	R (2) +	R (1) +
234	Moderate symptoms, ASA Status 2, Identifiable Factors for Healing Failure ABSENT, Factors to Affect Outcome ABSENT, C3 Tear Classification, G0-2 Atrophy/Fatty Infiltration, No Response to Conservative Treatment	M (5) +	R (3)	A (8) +	R (2) +	R (1) +
235	Moderate symptoms, ASA Status 2, Identifiable Factors for Healing Failure ABSENT, Factors to Affect Outcome ABSENT, C3 Tear Classification, G3-4 Atrophy/Fatty Infiltration, Response to Conservative Treatment	A (8) +	R (3) +	M (4)	R (3) +	R (1) +
236	Moderate symptoms, ASA Status 2, Identifiable Factors for Healing Failure ABSENT, Factors to Affect Outcome ABSENT, C3 Tear Classification, G 3-4 Atrophy/Fatty Infiltration, No Response to Conservative Treatment	M (5) +	M (5)	A (7)	M (6)	R (2) +
237	Moderate symptoms, ASA Status 2, Identifiable Factors for Healing Failure ABSENT, Factors to Affect Outcome ABSENT, C4 Tear Classification, G0-2 Atrophy/Fatty Infiltration, Response to Conservative Treatment	A (8) +	M (4)	M (4)	R (2) +	R (1) +
238	Moderate symptoms, ASA Status 2, Identifiable Factors for Healing Failure ABSENT, Factors to Affect Outcome ABSENT, C4 Tear Classification, G0-2 Atrophy/Fatty Infiltration, No Response to Conservative Treatment	M (5) +	M (5)	A (7) +	M (6)	R (3)
239	Moderate symptoms, ASA Status 2, Identifiable Factors for Healing Failure ABSENT, Factors to Affect Outcome ABSENT, C4 Tear Classification, G 3-4 Atrophy/Fatty Infiltration, Response to Conservative Treatment	A (8) +	R (3)	M (4)	R (3)	R (1) +
240	Moderate symptoms, ASA Status 2, Identifiable Factors for Healing Failure ABSENT, Factors to Affect Outcome ABSENT, C4 Tear Classification, G 3-4 Atrophy/Fatty Infiltration, No Response to Conservative Treatment	M (5) +	M (6)	M (6)	A (7)	R (3)
241	Moderate symptoms, ASA Status 3, Identifiable Factors for Healing Failure PRESENT, Factors to Affect Outcome PRESENT, C1 Tear Classification, G0-2 Atrophy/Fatty Infiltration, Response to Conservative Treatment	A (9) +	R (2) +	R (2) +	R (1) +	R (1) +
242	Moderate symptoms, ASA Status 3, Identifiable Factors for Healing Failure PRESENT, Factors to Affect Outcome PRESENT, C1 Tear Classification, G0-2 Atrophy/Fatty Infiltration, No Response to Conservative Treatment	A (7)	R (3) +	M (4)	R (1) +	R (1) +
243	Moderate symptoms, ASA Status 3, Identifiable Factors for Healing Failure PRESENT, Factors to Affect Outcome PRESENT, C2 Tear Classification, G0-2 Atrophy/Fatty Infiltration, Response to Conservative Treatment	A (8) +	R (3) +	R (3)	R (1) +	R (1) +
244	Moderate symptoms, ASA Status 3, Identifiable Factors for Healing Failure PRESENT, Factors to Affect Outcome PRESENT, C2 Tear Classification, G0-2 Atrophy/Fatty Infiltration, No Response to Conservative Treatment	M (6)	R (3)	M (4)	R (1) +	R (1) +
245	Moderate symptoms, ASA Status 3, Identifiable Factors for Healing Failure PRESENT, Factors to Affect Outcome PRESENT, C3 Tear Classification, G0-2 Atrophy/Fatty Infiltration, Response to Conservative Treatment	A (8) +	R (2) +	R (3)	R (1) +	R (1) +
246	Moderate symptoms, ASA Status 3, Identifiable Factors for Healing Failure PRESENT, Factors to Affect Outcome PRESENT, C3 Tear Classification, G0-2 Atrophy/Fatty Infiltration, No Response to Conservative Treatment	A (7)	M (4)	M (4)	R (2) +	R (1) +
247	Moderate symptoms, ASA Status 3, Identifiable Factors for Healing Failure PRESENT, Factors to Affect Outcome PRESENT, C3 Tear Classification, G 3-4 Atrophy/Fatty Infiltration, Response to Conservative Treatment	A (8) +	R (2) +	R (3)	R (2) +	R (1) +
248	Moderate symptoms, ASA Status 3, Identifiable Factors for Healing Failure PRESENT, Factors to Affect Outcome PRESENT, C3 Tear Classification, G 3-4 Atrophy/Fatty Infiltration, No Response to Conservative Treatment	M (6)	M (4)	M (4)	R (2) +	R (1) +



## Patient Scenarios #249-273

R = Rarely Appropriate, M = May Be Appropriate, A = Appropriate; Numbers in parentheses indicate median rating of voting panel; a plus symbol (+) indicates agreement between voting panel members, a minus symbol (-) indicates disagreement between voting panel members

Scenario #	Patient Indications	Treatments				
		Non-Operative	Partial Repair and/or Debridement	Repair	Reconstruct	Arthroplasty
249	Moderate symptoms, ASA Status 3, Identifiable Factors for Healing Failure PRESENT, Factors to Affect Outcome PRESENT, C4 Tear Classification, G0-2 Atrophy/Fatty Infiltration, Response to Conservative Treatment	A (8) +	R (2) +	R (3)	R (1) +	R (1) +
250	Moderate symptoms, ASA Status 3, Identifiable Factors for Healing Failure PRESENT, Factors to Affect Outcome PRESENT, C4 Tear Classification, G0-2 Atrophy/Fatty Infiltration, No Response to Conservative Treatment	M (6)	R (3)	M (4)	R (2) +	R (1) +
251	Moderate symptoms, ASA Status 3, Identifiable Factors for Healing Failure PRESENT, Factors to Affect Outcome PRESENT, C4 Tear Classification, G3-4 Atrophy/Fatty Infiltration, Response to Conservative Treatment	A (8) +	R (2) +	R (3) +	R (2) +	R (1) +
252	Moderate symptoms, ASA Status 3, Identifiable Factors for Healing Failure PRESENT, Factors to Affect Outcome PRESENT, C4 Tear Classification, G3-4 Atrophy/Fatty Infiltration, No Response to Conservative Treatment	M (6)	M (4)	M (4)	R (3)	R (2)
253	Moderate symptoms, ASA Status 3, Identifiable Factors for Healing Failure PRESENT, Factors to Affect Outcome PRESENT, C1 Tear Classification, G0-2 Atrophy/Fatty Infiltration, Response to Conservative Treatment	A (9) +	R (2) +	R (3) +	R (1) +	R (1) +
254	Moderate symptoms, ASA Status 3, Identifiable Factors for Healing Failure PRESENT, Factors to Affect Outcome ABSENT, C1 Tear Classification, G0-2 Atrophy/Fatty Infiltration, No Response to Conservative Treatment	A (7)	R (3)	M (5)	R (1) +	R (1) +
255	Moderate symptoms, ASA Status 3, Identifiable Factors for Healing Failure PRESENT, Factors to Affect Outcome ABSENT, C2 Tear Classification, G0-2 Atrophy/Fatty Infiltration, Response to Conservative Treatment	A (8) +	R (2) +	R (3)	R (1) +	R (1) +
256	Moderate symptoms, ASA Status 3, Identifiable Factors for Healing Failure PRESENT, Factors to Affect Outcome ABSENT, C2 Tear Classification, G0-2 Atrophy/Fatty Infiltration, No Response to Conservative Treatment	A (7)	R (3)	M (5)	R (1) +	R (1) +
257	Moderate symptoms, ASA Status 3, Identifiable Factors for Healing Failure PRESENT, Factors to Affect Outcome ABSENT, C3 Tear Classification, G0-2 Atrophy/Fatty Infiltration, Response to Conservative Treatment	A (8) +	R (2) +	R (3)	R (2) +	R (1) +
258	Moderate symptoms, ASA Status 3, Identifiable Factors for Healing Failure PRESENT, Factors to Affect Outcome ABSENT, C3 Tear Classification, G0-2 Atrophy/Fatty Infiltration, No Response to Conservative Treatment	M (6)	R (3)	M (5)	R (2) +	R (1) +
259	Moderate symptoms, ASA Status 3, Identifiable Factors for Healing Failure PRESENT, Factors to Affect Outcome ABSENT, C3 Tear Classification, G3-4 Atrophy/Fatty Infiltration, Response to Conservative Treatment	A (8) +	R (2) +	R (3) +	R (2) +	R (1) +
260	Moderate symptoms, ASA Status 3, Identifiable Factors for Healing Failure PRESENT, Factors to Affect Outcome ABSENT, C3 Tear Classification, G3-4 Atrophy/Fatty Infiltration, No Response to Conservative Treatment	M (6)	M (4)	M (4)	R (3) +	R (1) +
261	Moderate symptoms, ASA Status 3, Identifiable Factors for Healing Failure PRESENT, Factors to Affect Outcome ABSENT, C4 Tear Classification, G0-2 Atrophy/Fatty Infiltration, Response to Conservative Treatment	A (8) +	R (2) +	R (3) +	R (2) +	R (1) +
262	Moderate symptoms, ASA Status 3, Identifiable Factors for Healing Failure PRESENT, Factors to Affect Outcome ABSENT, C4 Tear Classification, G0-2 Atrophy/Fatty Infiltration, No Response to Conservative Treatment	M (6)	R (3)	M (4)	R (2) +	R (1) +
263	Moderate symptoms, ASA Status 3, Identifiable Factors for Healing Failure PRESENT, Factors to Affect Outcome ABSENT, C4 Tear Classification, G3-4 Atrophy/Fatty Infiltration, Response to Conservative Treatment	A (9) +	R (2) +	R (3) +	R (2) +	R (1) +
264	Moderate symptoms, ASA Status 3, Identifiable Factors for Healing Failure PRESENT, Factors to Affect Outcome ABSENT, C4 Tear Classification, G3-4 Atrophy/Fatty Infiltration, No Response to Conservative Treatment	M (6)	M (4)	M (4)	M (4)	R (2) +
265	Moderate symptoms, ASA Status 3, Identifiable Factors for Healing Failure ABSENT, Factors to Affect Outcome PRESENT, C1 Tear Classification, G0-2 Atrophy/Fatty Infiltration, Response to Conservative Treatment	A (9) +	R (2) +	R (3)	R (1) +	R (1) +
266	Moderate symptoms, ASA Status 3, Identifiable Factors for Healing Failure ABSENT, Factors to Affect Outcome PRESENT, C1 Tear Classification, G0-2 Atrophy/Fatty Infiltration, No Response to Conservative Treatment	M (6)	R (3)	M (5)	R (1) +	R (1) +
267	Moderate symptoms, ASA Status 3, Identifiable Factors for Healing Failure ABSENT, Factors to Affect Outcome PRESENT, C2 Tear Classification, G0-2 Atrophy/Fatty Infiltration, Response to Conservative Treatment	A (9) +	R (2) +	M (4)	R (1) +	R (1) +
268	Moderate symptoms, ASA Status 3, Identifiable Factors for Healing Failure ABSENT, Factors to Affect Outcome PRESENT, C2 Tear Classification, G0-2 Atrophy/Fatty Infiltration, No Response to Conservative Treatment	M (6)	R (3)	M (5)	R (1) +	R (1) +
269	Moderate symptoms, ASA Status 3, Identifiable Factors for Healing Failure ABSENT, Factors to Affect Outcome PRESENT, C3 Tear Classification, G0-2 Atrophy/Fatty Infiltration, Response to Conservative Treatment	A (8) +	R (2) +	R (3)	R (2) +	R (1) +
270	Moderate symptoms, ASA Status 3, Identifiable Factors for Healing Failure ABSENT, Factors to Affect Outcome PRESENT, C3 Tear Classification, G0-2 Atrophy/Fatty Infiltration, No Response to Conservative Treatment	M (6)	R (3)	M (5)	R (2) +	R (1) +
271	Moderate symptoms, ASA Status 3, Identifiable Factors for Healing Failure ABSENT, Factors to Affect Outcome PRESENT, C3 Tear Classification, G3-4 Atrophy/Fatty Infiltration, Response to Conservative Treatment	A (8) +	R (2) +	R (3)	R (2) +	R (1) +
272	Moderate symptoms, ASA Status 3, Identifiable Factors for Healing Failure ABSENT, Factors to Affect Outcome PRESENT, C3 Tear Classification, G3-4 Atrophy/Fatty Infiltration, No Response to Conservative Treatment	M (6)	M (4)	M (4)	R (3) +	R (1) +
273	Moderate symptoms, ASA Status 3, Identifiable Factors for Healing Failure ABSENT, Factors to Affect Outcome PRESENT, C4 Tear Classification, G0-2 Atrophy/Fatty Infiltration, Response to Conservative Treatment	A (8) +	R (2) +	R (3)	R (2) +	R (1) +

## Patient Scenarios #274-298

R = Rarely Appropriate, M = May Be Appropriate, A = Appropriate; Numbers in parentheses indicate median rating of voting panel; a plus symbol (+) indicates agreement between voting panel members, a minus symbol (-) indicates disagreement between voting panel members

Scenario #	Patient Indications	Treatments				
		Non-Operative	Partial Repair and/or Debridement	Repair	Reconstruct	Arthroplasty
274	Moderate symptoms, ASA Status 3, Identifiable Factors for Healing Failure ABSENT, Factors to Affect Outcome PRESENT, C4 Tear Classification, G0-2 Atrophy/Fatty Infiltration, No Response to Conservative Treatment	M (6)	R (3)	M (5)	R (3) +	R (2) +
275	Moderate symptoms, ASA Status 3, Identifiable Factors for Healing Failure ABSENT, Factors to Affect Outcome PRESENT, C4 Tear Classification, G3-4 Atrophy/Fatty Infiltration, Response to Conservative Treatment	A (8) +	R (3) +	R (3) +	R (2) +	R (1) +
276	Moderate symptoms, ASA Status 3, Identifiable Factors for Healing Failure ABSENT, Factors to Affect Outcome PRESENT, C4 Tear Classification, G3-4 Atrophy/Fatty Infiltration, No Response to Conservative Treatment	M (6)	M (4)	M (4)	R (3)	R (3) +
277	Moderate symptoms, ASA Status 3, Identifiable Factors for Healing Failure ABSENT, Factors to Affect Outcome ABSENT, C1 Tear Classification, G0-2 Atrophy/Fatty Infiltration, Response to Conservative Treatment	A (9) +	R (2) +	R (3) +	R (1) +	R (1) +
278	Moderate symptoms, ASA Status 3, Identifiable Factors for Healing Failure ABSENT, Factors to Affect Outcome ABSENT, C1 Tear Classification, G0-2 Atrophy/Fatty Infiltration, No Response to Conservative Treatment	M (6)	R (3)	M (5)	R (1) +	R (1) +
279	Moderate symptoms, ASA Status 3, Identifiable Factors for Healing Failure ABSENT, Factors to Affect Outcome ABSENT, C2 Tear Classification, G0-2 Atrophy/Fatty Infiltration, Response to Conservative Treatment	A (9) +	R (2) +	M (4)	R (1) +	R (1) +
280	Moderate symptoms, ASA Status 3, Identifiable Factors for Healing Failure ABSENT, Factors to Affect Outcome ABSENT, C2 Tear Classification, G0-2 Atrophy/Fatty Infiltration, No Response to Conservative Treatment	M (6)	R (3)	A (7)	R (1) +	R (1) +
281	Moderate symptoms, ASA Status 3, Identifiable Factors for Healing Failure ABSENT, Factors to Affect Outcome ABSENT, C3 Tear Classification, G0-2 Atrophy/Fatty Infiltration, Response to Conservative Treatment	A (8) +	R (2) +	R (3)	R (2) +	R (1) +
282	Moderate symptoms, ASA Status 3, Identifiable Factors for Healing Failure ABSENT, Factors to Affect Outcome ABSENT, C3 Tear Classification, G0-2 Atrophy/Fatty Infiltration, No Response to Conservative Treatment	M (6)	R (3)	M (5)	R (2) +	R (1) +
283	Moderate symptoms, ASA Status 3, Identifiable Factors for Healing Failure ABSENT, Factors to Affect Outcome ABSENT, C3 Tear Classification, G3-4 Atrophy/Fatty Infiltration, Response to Conservative Treatment	A (8) +	R (3) +	R (3)	R (2) +	R (1) +
284	Moderate symptoms, ASA Status 3, Identifiable Factors for Healing Failure ABSENT, Factors to Affect Outcome ABSENT, C3 Tear Classification, G3-4 Atrophy/Fatty Infiltration, No Response to Conservative Treatment	M (6)	M (4)	M (4)	R (3)	R (1) +
285	Moderate symptoms, ASA Status 3, Identifiable Factors for Healing Failure ABSENT, Factors to Affect Outcome ABSENT, C4 Tear Classification, G0-2 Atrophy/Fatty Infiltration, Response to Conservative Treatment	A (8) +	R (2) +	R (3)	R (2) +	R (1) +
286	Moderate symptoms, ASA Status 3, Identifiable Factors for Healing Failure ABSENT, Factors to Affect Outcome ABSENT, C4 Tear Classification, G0-2 Atrophy/Fatty Infiltration, No Response to Conservative Treatment	M (6)	M (4)	M (5)	R (3)	R (2) +
287	Moderate symptoms, ASA Status 3, Identifiable Factors for Healing Failure ABSENT, Factors to Affect Outcome ABSENT, C4 Tear Classification, G3-4 Atrophy/Fatty Infiltration, Response to Conservative Treatment	A (8) +	R (3) +	R (3)	R (2) +	R (2) +
288	Moderate symptoms, ASA Status 3, Identifiable Factors for Healing Failure ABSENT, Factors to Affect Outcome ABSENT, C4 Tear Classification, G3-4 Atrophy/Fatty Infiltration, No Response to Conservative Treatment	M (6)	M (5)	M (4)	M (4)	R (2)
289	Severe Symptoms, ASA Status 1, Identifiable Factors for Healing Failure PRESENT, Factors to Affect Outcome PRESENT, C1 Tear Classification, G0-2 Atrophy/Fatty Infiltration, Response to Conservative Treatment	A (8) +	R (2) +	M (4)	R (1) +	R (1) +
290	Severe Symptoms, ASA Status 1, Identifiable Factors for Healing Failure PRESENT, Factors to Affect Outcome PRESENT, C1 Tear Classification, G0-2 Atrophy/Fatty Infiltration, No Response to Conservative Treatment	M (5)	M (4)	A (7)	R (1) +	R (1) +
291	Severe Symptoms, ASA Status 1, Identifiable Factors for Healing Failure PRESENT, Factors to Affect Outcome PRESENT, C2 Tear Classification, G0-2 Atrophy/Fatty Infiltration, Response to Conservative Treatment	A (8) +	R (2)	M (4)	R (1) +	R (1) +
292	Severe Symptoms, ASA Status 1, Identifiable Factors for Healing Failure PRESENT, Factors to Affect Outcome PRESENT, C2 Tear Classification, G0-2 Atrophy/Fatty Infiltration, No Response to Conservative Treatment	M (5)	M (5)	A (7) +	R (1) +	R (1) +
293	Severe Symptoms, ASA Status 1, Identifiable Factors for Healing Failure PRESENT, Factors to Affect Outcome PRESENT, C3 Tear Classification, G0-2 Atrophy/Fatty Infiltration, Response to Conservative Treatment	A (8) +	R (2) +	M (5)	R (1) +	R (1) +
294	Severe Symptoms, ASA Status 1, Identifiable Factors for Healing Failure PRESENT, Factors to Affect Outcome PRESENT, C3 Tear Classification, G0-2 Atrophy/Fatty Infiltration, No Response to Conservative Treatment	M (4)	R (3)	A (7)	R (2)	R (1) +
295	Severe Symptoms, ASA Status 1, Identifiable Factors for Healing Failure PRESENT, Factors to Affect Outcome PRESENT, C3 Tear Classification, G3-4 Atrophy/Fatty Infiltration, Response to Conservative Treatment	A (7) +	R (3)	R (3)	R (2) +	R (1) +
296	Severe Symptoms, ASA Status 1, Identifiable Factors for Healing Failure PRESENT, Factors to Affect Outcome PRESENT, C3 Tear Classification, G3-4 Atrophy/Fatty Infiltration, No Response to Conservative Treatment	M (5) +	M (5)	M (6)	M (4)	R (2) +
297	Severe Symptoms, ASA Status 1, Identifiable Factors for Healing Failure PRESENT, Factors to Affect Outcome PRESENT, C4 Tear Classification, G0-2 Atrophy/Fatty Infiltration, Response to Conservative Treatment	A (7)	R (3)	M (4)	R (3)	R (1) +
298	Severe Symptoms, ASA Status 1, Identifiable Factors for Healing Failure PRESENT, Factors to Affect Outcome PRESENT, C4 Tear Classification, G0-2 Atrophy/Fatty Infiltration, No Response to Conservative Treatment	M (4)	M (5)	M (6)	M (6)	R (2)

## Patient Scenarios #299-323

R = Rarely Appropriate, M = May Be Appropriate, A = Appropriate; Numbers in parentheses indicate median rating of voting panel; a plus symbol (+) indicates agreement between voting panel members, a minus symbol (-) indicates disagreement between voting panel members

Scenario #	Patient Indications	Treatments				
		Non-Operative	Partial Repair and/or Debridement	Repair	Reconstruct	Arthroplasty
299	Severe Symptoms, ASA Status 1, Identifiable Factors for Healing Failure PRESENT, Factors to Affect Outcome PRESENT, C4 Tear Classification, G 3-4 Atrophy/Fatty Infiltration, Response to Conservative Treatment	A (7) +	R (3)	R (3)	R (3)	R (2) +
300	Severe Symptoms, ASA Status 1, Identifiable Factors for Healing Failure PRESENT, Factors to Affect Outcome PRESENT, C4 Tear Classification, G 3-4 Atrophy/Fatty Infiltration, No Response to Conservative Treatment	M (5) +	M (6)	M (6)	M (5)	M (5)
301	Severe Symptoms, ASA Status 1, Identifiable Factors for Healing Failure PRESENT, Factors to Affect Outcome ABSENT, C1 Tear Classification, G0-2 Atrophy/Fatty Infiltration, Response to Conservative Treatment	A (8) +	R (2) +	M (4)	R (1) +	R (1) +
302	Severe Symptoms, ASA Status 1, Identifiable Factors for Healing Failure PRESENT, Factors to Affect Outcome ABSENT, C2 Tear Classification, G0-2 Atrophy/Fatty Infiltration, No Response to Conservative Treatment	M (6) +	M (4)	A (7)	R (1) +	R (1) +
303	Severe Symptoms, ASA Status 1, Identifiable Factors for Healing Failure PRESENT, Factors to Affect Outcome ABSENT, C2 Tear Classification, G0-2 Atrophy/Fatty Infiltration, Response to Conservative Treatment	A (8) +	R (2) +	M (4)	R (1) +	R (1) +
304	Severe Symptoms, ASA Status 1, Identifiable Factors for Healing Failure PRESENT, Factors to Affect Outcome ABSENT, C2 Tear Classification, G0-2 Atrophy/Fatty Infiltration, No Response to Conservative Treatment	M (5) +	M (4) +	A (8)	R (1) +	R (1) +
305	Severe Symptoms, ASA Status 1, Identifiable Factors for Healing Failure PRESENT, Factors to Affect Outcome ABSENT, C3 Tear Classification, G0-2 Atrophy/Fatty Infiltration, Response to Conservative Treatment	A (7) +	R (2) +	M (4)	R (1) +	R (1) +
306	Severe Symptoms, ASA Status 1, Identifiable Factors for Healing Failure PRESENT, Factors to Affect Outcome ABSENT, C3 Tear Classification, G0-2 Atrophy/Fatty Infiltration, No Response to Conservative Treatment	M (5) +	M (4)	A (7)	R (2)	R (1) +
307	Severe Symptoms, ASA Status 1, Identifiable Factors for Healing Failure PRESENT, Factors to Affect Outcome ABSENT, C3 Tear Classification, G3-4 Atrophy/Fatty Infiltration, Response to Conservative Treatment	A (7) +	R (3) +	M (4)	R (3)	R (1) +
308	Severe Symptoms, ASA Status 1, Identifiable Factors for Healing Failure PRESENT, Factors to Affect Outcome ABSENT, C3 Tear Classification, G3-4 Atrophy/Fatty Infiltration, No Response to Conservative Treatment	M (4) +	M (6)	A (7)	M (6)	R (2) +
309	Severe Symptoms, ASA Status 1, Identifiable Factors for Healing Failure PRESENT, Factors to Affect Outcome ABSENT, C4 Tear Classification, G0-2 Atrophy/Fatty Infiltration, Response to Conservative Treatment	A (7) +	R (3)	M (4)	R (2)	R (2) +
310	Severe Symptoms, ASA Status 1, Identifiable Factors for Healing Failure PRESENT, Factors to Affect Outcome ABSENT, C4 Tear Classification, G0-2 Atrophy/Fatty Infiltration, No Response to Conservative Treatment	M (4)	M (6)	A (7)	M (4)	R (2)
311	Severe Symptoms, ASA Status 1, Identifiable Factors for Healing Failure PRESENT, Factors to Affect Outcome ABSENT, C4 Tear Classification, G3-4 Atrophy/Fatty Infiltration, Response to Conservative Treatment	A (8) +	R (3)	R (3)	R (3)	R (2)
312	Severe Symptoms, ASA Status 1, Identifiable Factors for Healing Failure PRESENT, Factors to Affect Outcome ABSENT, C4 Tear Classification, G3-4 Atrophy/Fatty Infiltration, No Response to Conservative Treatment	M (4) +	M (6)	M (5)	M (6)	M (4)
313	Severe Symptoms, ASA Status 1, Identifiable Factors for Healing Failure ABSENT, Factors to Affect Outcome PRESENT, C1 Tear Classification, G0-2 Atrophy/Fatty Infiltration, Response to Conservative Treatment	A (8) +	R (2) +	M (4)	R (1) +	R (1) +
314	Severe Symptoms, ASA Status 1, Identifiable Factors for Healing Failure ABSENT, Factors to Affect Outcome PRESENT, C1 Tear Classification, G0-2 Atrophy/Fatty Infiltration, No Response to Conservative Treatment	M (5) +	M (4)	A (7) +	R (1) +	R (1) +
315	Severe Symptoms, ASA Status 1, Identifiable Factors for Healing Failure ABSENT, Factors to Affect Outcome PRESENT, C2 Tear Classification, G0-2 Atrophy/Fatty Infiltration, Response to Conservative Treatment	A (8) +	R (3) +	M (4)	R (1) +	R (1) +
316	Severe Symptoms, ASA Status 1, Identifiable Factors for Healing Failure ABSENT, Factors to Affect Outcome PRESENT, C2 Tear Classification, G0-2 Atrophy/Fatty Infiltration, No Response to Conservative Treatment	M (5) +	M (4)	A (8) +	R (1) +	R (1) +
317	Severe Symptoms, ASA Status 1, Identifiable Factors for Healing Failure ABSENT, Factors to Affect Outcome PRESENT, C3 Tear Classification, G0-2 Atrophy/Fatty Infiltration, Response to Conservative Treatment	A (8) +	R (2) +	M (4)	R (2) +	R (1) +
318	Severe Symptoms, ASA Status 1, Identifiable Factors for Healing Failure ABSENT, Factors to Affect Outcome PRESENT, C3 Tear Classification, G0-2 Atrophy/Fatty Infiltration, No Response to Conservative Treatment	M (4)	M (4)	A (7) +	M (4)	R (1) +
319	Severe Symptoms, ASA Status 1, Identifiable Factors for Healing Failure ABSENT, Factors to Affect Outcome PRESENT, C3 Tear Classification, G3-4 Atrophy/Fatty Infiltration, Response to Conservative Treatment	A (8) +	R (3) +	M (4)	R (3) +	R (1) +
320	Severe Symptoms, ASA Status 1, Identifiable Factors for Healing Failure ABSENT, Factors to Affect Outcome PRESENT, C3 Tear Classification, G3-4 Atrophy/Fatty Infiltration, No Response to Conservative Treatment	M (4)	M (5)	M (6)	M (5) +	R (3) +
321	Severe Symptoms, ASA Status 1, Identifiable Factors for Healing Failure ABSENT, Factors to Affect Outcome PRESENT, C4 Tear Classification, G0-2 Atrophy/Fatty Infiltration, Response to Conservative Treatment	A (8) +	R (3)	M (4)	R (2)	R (1) +
322	Severe Symptoms, ASA Status 1, Identifiable Factors for Healing Failure ABSENT, Factors to Affect Outcome PRESENT, C4 Tear Classification, G0-2 Atrophy/Fatty Infiltration, No Response to Conservative Treatment	M (4)	M (5)	A (7)	A (7)	R (3)
323	Severe Symptoms, ASA Status 1, Identifiable Factors for Healing Failure ABSENT, Factors to Affect Outcome PRESENT, C4 Tear Classification, G3-4 Atrophy/Fatty Infiltration, Response to Conservative Treatment	A (8) +	M (4)	R (3)	R (3)	R (2) +

## Patient Scenarios #324-348

R = Rarely Appropriate, M = May Be Appropriate, A = Appropriate; Numbers in parentheses indicate median rating of voting panel; a plus symbol (+) indicates agreement between voting panel members, a minus symbol (-) indicates disagreement between voting panel members

Scenario #	Patient Indications	Treatments				
		Non-Operative	Partial Repair and/or Debridement	Repair	Reconstruct	Arthroplasty
324	Severe Symptoms, ASA Status 1, Identifiable Factors for Healing Failure ABSENT, Factors to Affect Outcome PRESENT, C4 Tear Classification, G 3-4 Atrophy/Fatty Infiltration, No Response to Conservative Treatment	M (4) +	M (6)	M (6)	A (7)	M (4)
325	Severe Symptoms, ASA Status 1, Identifiable Factors for Healing Failure ABSENT, Factors to Affect Outcome ABSENT, C1 Tear Classification, G0-2 Atrophy/Fatty Infiltration, Response to Conservative Treatment	A (8) +	R (2) +	M (4)	R (1) +	R (1) +
326	Severe Symptoms, ASA Status 1, Identifiable Factors for Healing Failure ABSENT, Factors to Affect Outcome ABSENT, C1 Tear Classification, G0-2 Atrophy/Fatty Infiltration, No Response to Conservative Treatment	M (5)	M (4)	A (9) +	R (1) +	R (1) +
327	Severe Symptoms, ASA Status 1, Identifiable Factors for Healing Failure ABSENT, Factors to Affect Outcome ABSENT, C2 Tear Classification, G0-2 Atrophy/Fatty Infiltration, Response to Conservative Treatment	A (8) +	R (3) +	M (5)	R (1) +	R (1) +
328	Severe Symptoms, ASA Status 1, Identifiable Factors for Healing Failure ABSENT, Factors to Affect Outcome ABSENT, C2 Tear Classification, G0-2 Atrophy/Fatty Infiltration, No Response to Conservative Treatment	M (4)	M (4)	A (8) +	R (1) +	R (1) +
329	Severe Symptoms, ASA Status 1, Identifiable Factors for Healing Failure ABSENT, Factors to Affect Outcome ABSENT, C3 Tear Classification, G0-2 Atrophy/Fatty Infiltration, Response to Conservative Treatment	A (7) +	R (2) +	M (5) +	R (2) +	R (1) +
330	Severe Symptoms, ASA Status 1, Identifiable Factors for Healing Failure ABSENT, Factors to Affect Outcome ABSENT, C3 Tear Classification, G0-2 Atrophy/Fatty Infiltration, No Response to Conservative Treatment	M (4)	R (3)	A (8) +	R (3)	R (2) +
331	Severe Symptoms, ASA Status 1, Identifiable Factors for Healing Failure ABSENT, Factors to Affect Outcome ABSENT, C3 Tear Classification, G3-4 Atrophy/Fatty Infiltration, Response to Conservative Treatment	A (8) +	R (3)	M (4)	R (3) +	R (1) +
332	Severe Symptoms, ASA Status 1, Identifiable Factors for Healing Failure ABSENT, Factors to Affect Outcome ABSENT, C3 Tear Classification, G3-4 Atrophy/Fatty Infiltration, No Response to Conservative Treatment	M (4)	M (6)	A (7)	M (6)	R (3)
333	Severe Symptoms, ASA Status 1, Identifiable Factors for Healing Failure ABSENT, Factors to Affect Outcome ABSENT, C4 Tear Classification, G0-2 Atrophy/Fatty Infiltration, Response to Conservative Treatment	A (7) +	R (3)	M (5)	R (3)	R (1) +
334	Severe Symptoms, ASA Status 1, Identifiable Factors for Healing Failure ABSENT, Factors to Affect Outcome ABSENT, C4 Tear Classification, G0-2 Atrophy/Fatty Infiltration, No Response to Conservative Treatment	M (4)	M (6)	A (8)	M (6)	M (4)
335	Severe Symptoms, ASA Status 1, Identifiable Factors for Healing Failure ABSENT, Factors to Affect Outcome ABSENT, C4 Tear Classification, G3-4 Atrophy/Fatty Infiltration, Response to Conservative Treatment	A (7) +	M (4)	R (3)	R (3)	R (2) +
336	Severe Symptoms, ASA Status 1, Identifiable Factors for Healing Failure ABSENT, Factors to Affect Outcome ABSENT, C4 Tear Classification, G3-4 Atrophy/Fatty Infiltration, No Response to Conservative Treatment	M (4)	A (7)	M (6)	A (7)	M (5)
337	Severe Symptoms, ASA Status 2, Identifiable Factors for Healing Failure PRESENT, Factors to Affect Outcome PRESENT, C1 Tear Classification, G0-2 Atrophy/Fatty Infiltration, Response to Conservative Treatment	A (8) +	R (2) +	M (4)	R (1) +	R (1) +
338	Severe Symptoms, ASA Status 2, Identifiable Factors for Healing Failure PRESENT, Factors to Affect Outcome PRESENT, C1 Tear Classification, G0-2 Atrophy/Fatty Infiltration, No Response to Conservative Treatment	M (5)	M (4)	A (7) +	R (1) +	R (1) +
339	Severe Symptoms, ASA Status 2, Identifiable Factors for Healing Failure PRESENT, Factors to Affect Outcome PRESENT, C2 Tear Classification, G0-2 Atrophy/Fatty Infiltration, Response to Conservative Treatment	A (8) +	R (2) +	M (4)	R (1) +	R (1) +
340	Severe Symptoms, ASA Status 2, Identifiable Factors for Healing Failure PRESENT, Factors to Affect Outcome PRESENT, C2 Tear Classification, G0-2 Atrophy/Fatty Infiltration, No Response to Conservative Treatment	M (5)	M (4)	A (7) +	R (1) +	R (1) +
341	Severe Symptoms, ASA Status 2, Identifiable Factors for Healing Failure PRESENT, Factors to Affect Outcome PRESENT, C3 Tear Classification, G0-2 Atrophy/Fatty Infiltration, Response to Conservative Treatment	A (8) +	R (2) +	M (4)	R (1) +	R (1) +
342	Severe Symptoms, ASA Status 2, Identifiable Factors for Healing Failure PRESENT, Factors to Affect Outcome PRESENT, C3 Tear Classification, G0-2 Atrophy/Fatty Infiltration, No Response to Conservative Treatment	M (5) +	M (4)	A (7) +	R (3)	R (1) +
343	Severe Symptoms, ASA Status 2, Identifiable Factors for Healing Failure PRESENT, Factors to Affect Outcome PRESENT, C3 Tear Classification, G3-4 Atrophy/Fatty Infiltration, Response to Conservative Treatment	A (8) +	R (3) +	R (3)	R (2) +	R (1) +
344	Severe Symptoms, ASA Status 2, Identifiable Factors for Healing Failure PRESENT, Factors to Affect Outcome PRESENT, C3 Tear Classification, G3-4 Atrophy/Fatty Infiltration, No Response to Conservative Treatment	M (5)	A (7)	A (7)	M (6)	R (3)
345	Severe Symptoms, ASA Status 2, Identifiable Factors for Healing Failure PRESENT, Factors to Affect Outcome PRESENT, C4 Tear Classification, G0-2 Atrophy/Fatty Infiltration, Response to Conservative Treatment	A (7) +	R (3) +	M (4)	R (2) +	R (1) +
346	Severe Symptoms, ASA Status 2, Identifiable Factors for Healing Failure PRESENT, Factors to Affect Outcome PRESENT, C4 Tear Classification, G0-2 Atrophy/Fatty Infiltration, No Response to Conservative Treatment	M (5)	M (6)	A (7)	M (6)	R (3)
347	Severe Symptoms, ASA Status 2, Identifiable Factors for Healing Failure PRESENT, Factors to Affect Outcome PRESENT, C4 Tear Classification, G3-4 Atrophy/Fatty Infiltration, Response to Conservative Treatment	A (8) +	R (3)	R (3)	R (2) +	R (2) +
348	Severe Symptoms, ASA Status 2, Identifiable Factors for Healing Failure PRESENT, Factors to Affect Outcome PRESENT, C4 Tear Classification, G3-4 Atrophy/Fatty Infiltration, No Response to Conservative Treatment	M (5)	M (6)	M (5)	M (6)	M (4)

## Patient Scenarios #349-373

R = Rarely Appropriate, M = May Be Appropriate, A = Appropriate; Numbers in parentheses indicate median rating of voting panel; a plus symbol (+) indicates agreement between voting panel members, a minus symbol (-) indicates disagreement between voting panel members

Scenario #	Patient Indications	Treatments				
		Non-Operative	Partial Repair and/or Debridement	Repair	Reconstruct	Arthroplasty
349	Severe Symptoms, ASA Status 2, Identifiable Factors for Healing Failure PRESENT, Factors to Affect Outcome ABSENT, C1 Tear Classification, G0-2 Atrophy/Fatty Infiltration, Response to Conservative Treatment	A (8) +	R (2) +	M (4)	R (1) +	R (1) +
350	Severe Symptoms, ASA Status 2, Identifiable Factors for Healing Failure PRESENT, Factors to Affect Outcome ABSENT, C1 Tear Classification, G0-2 Atrophy/Fatty Infiltration, No Response to Conservative Treatment	M (4)	R (3)	A (7)	R (1) +	R (1) +
351	Severe Symptoms, ASA Status 2, Identifiable Factors for Healing Failure PRESENT, Factors to Affect Outcome ABSENT, C2 Tear Classification, G0-2 Atrophy/Fatty Infiltration, Response to Conservative Treatment	A (8) +	R (2) +	M (4)	R (1) +	R (1) +
352	Severe Symptoms, ASA Status 2, Identifiable Factors for Healing Failure PRESENT, Factors to Affect Outcome ABSENT, C2 Tear Classification, G0-2 Atrophy/Fatty Infiltration, No Response to Conservative Treatment	M (4)	M (4)	A (8) +	R (1) +	R (1) +
353	Severe Symptoms, ASA Status 2, Identifiable Factors for Healing Failure PRESENT, Factors to Affect Outcome ABSENT, C3 Tear Classification, G0-2 Atrophy/Fatty Infiltration, Response to Conservative Treatment	A (8) +	R (3) +	M (4) +	R (1) +	R (1) +
354	Severe Symptoms, ASA Status 2, Identifiable Factors for Healing Failure PRESENT, Factors to Affect Outcome ABSENT, C3 Tear Classification, G0-2 Atrophy/Fatty Infiltration, No Response to Conservative Treatment	M (4)	M (5)	A (7) +	M (4)	R (1) +
355	Severe Symptoms, ASA Status 2, Identifiable Factors for Healing Failure PRESENT, Factors to Affect Outcome ABSENT, C3 Tear Classification, G3-4 Atrophy/Fatty Infiltration, Response to Conservative Treatment	A (8) +	R (3) +	M (4)	R (2) +	R (1) +
356	Severe Symptoms, ASA Status 2, Identifiable Factors for Healing Failure PRESENT, Factors to Affect Outcome ABSENT, C3 Tear Classification, G3-4 Atrophy/Fatty Infiltration, No Response to Conservative Treatment	M (4)	A (7)	A (7)	M (6)	R (2) +
357	Severe Symptoms, ASA Status 2, Identifiable Factors for Healing Failure PRESENT, Factors to Affect Outcome ABSENT, C4 Tear Classification, G0-2 Atrophy/Fatty Infiltration, Response to Conservative Treatment	A (8) +	R (3) +	M (4)	R (2)	R (1) +
358	Severe Symptoms, ASA Status 2, Identifiable Factors for Healing Failure PRESENT, Factors to Affect Outcome ABSENT, C4 Tear Classification, G0-2 Atrophy/Fatty Infiltration, No Response to Conservative Treatment	M (4)	M (6)	A (7)	M (6)	R (2) +
359	Severe Symptoms, ASA Status 2, Identifiable Factors for Healing Failure PRESENT, Factors to Affect Outcome ABSENT, C4 Tear Classification, G3-4 Atrophy/Fatty Infiltration, Response to Conservative Treatment	A (8) +	R (3)	R (3)	R (2) +	R (1) +
360	Severe Symptoms, ASA Status 2, Identifiable Factors for Healing Failure PRESENT, Factors to Affect Outcome ABSENT, C4 Tear Classification, G3-4 Atrophy/Fatty Infiltration, No Response to Conservative Treatment	M (4)	M (6)	M (6)	A (7)	M (5)
361	Severe Symptoms, ASA Status 2, Identifiable Factors for Healing Failure ABSENT, Factors to Affect Outcome PRESENT, C1 Tear Classification, G0-2 Atrophy/Fatty Infiltration, Response to Conservative Treatment	A (8) +	R (2) +	M (4)	R (1) +	R (1) +
362	Severe Symptoms, ASA Status 2, Identifiable Factors for Healing Failure ABSENT, Factors to Affect Outcome PRESENT, C1 Tear Classification, G0-2 Atrophy/Fatty Infiltration, No Response to Conservative Treatment	M (4)	M (4)	A (8)	R (1) +	R (1) +
363	Severe Symptoms, ASA Status 2, Identifiable Factors for Healing Failure ABSENT, Factors to Affect Outcome PRESENT, C2 Tear Classification, G0-2 Atrophy/Fatty Infiltration, Response to Conservative Treatment	A (8) +	R (2) +	M (4)	R (1) +	R (1) +
364	Severe Symptoms, ASA Status 2, Identifiable Factors for Healing Failure ABSENT, Factors to Affect Outcome PRESENT, C2 Tear Classification, G0-2 Atrophy/Fatty Infiltration, No Response to Conservative Treatment	M (4)	M (4)	A (8) +	R (1) +	R (1) +
365	Severe Symptoms, ASA Status 2, Identifiable Factors for Healing Failure ABSENT, Factors to Affect Outcome PRESENT, C3 Tear Classification, G0-2 Atrophy/Fatty Infiltration, Response to Conservative Treatment	A (8) +	R (3) +	M (4)	R (2) +	R (1) +
366	Severe Symptoms, ASA Status 2, Identifiable Factors for Healing Failure ABSENT, Factors to Affect Outcome PRESENT, C3 Tear Classification, G0-2 Atrophy/Fatty Infiltration, No Response to Conservative Treatment	M (4)	M (5)	A (7) +	M (4)	R (1) +
367	Severe Symptoms, ASA Status 2, Identifiable Factors for Healing Failure ABSENT, Factors to Affect Outcome PRESENT, C3 Tear Classification, G3-4 Atrophy/Fatty Infiltration, Response to Conservative Treatment	A (8) +	R (3) +	M (4) +	R (2) +	R (1) +
368	Severe Symptoms, ASA Status 2, Identifiable Factors for Healing Failure ABSENT, Factors to Affect Outcome PRESENT, C3 Tear Classification, G3-4 Atrophy/Fatty Infiltration, No Response to Conservative Treatment	M (4)	M (6)	A (7)	M (6)	R (3) +
369	Severe Symptoms, ASA Status 2, Identifiable Factors for Healing Failure ABSENT, Factors to Affect Outcome PRESENT, C4 Tear Classification, G0-2 Atrophy/Fatty Infiltration, Response to Conservative Treatment	A (8) +	R (3)	M (4)	R (3) +	R (1) +
370	Severe Symptoms, ASA Status 2, Identifiable Factors for Healing Failure ABSENT, Factors to Affect Outcome PRESENT, C4 Tear Classification, G0-2 Atrophy/Fatty Infiltration, No Response to Conservative Treatment	M (4)	M (6)	A (7)	M (6)	R (3)
371	Severe Symptoms, ASA Status 2, Identifiable Factors for Healing Failure ABSENT, Factors to Affect Outcome PRESENT, C4 Tear Classification, G3-4 Atrophy/Fatty Infiltration, Response to Conservative Treatment	A (8) +	M (4)	R (3)	R (3) +	R (2) +
372	Severe Symptoms, ASA Status 2, Identifiable Factors for Healing Failure ABSENT, Factors to Affect Outcome PRESENT, C4 Tear Classification, G3-4 Atrophy/Fatty Infiltration, No Response to Conservative Treatment	M (4)	M (6)	M (5)	M (6)	M (4)
373	Severe Symptoms, ASA Status 2, Identifiable Factors for Healing Failure ABSENT, Factors to Affect Outcome ABSENT, C1 Tear Classification, G0-2 Atrophy/Fatty Infiltration, Response to Conservative Treatment	A (8) +	R (2) +	M (4)	R (1) +	R (1) +

## Patient Scenarios #374-398

R = Rarely Appropriate, M = May Be Appropriate, A = Appropriate; Numbers in parentheses indicate median rating of voting panel; a plus symbol (+) indicates agreement between voting panel members, a minus symbol (-) indicates disagreement between voting panel members

Scenario #	Patient Indications	Treatments				
		Non-Operative	Partial Repair and/or Debridement	Repair	Reconstruct	Arthroplasty
374	Severe Symptoms, ASA Status 2, Identifiable Factors for Healing Failure ABSENT, Factors to Affect Outcome ABSENT, C1 Tear Classification, G0-2 Atrophy/Fatty Infiltration, No Response to Conservative Treatment	M (5)	R (3)	A (9) +	R (1) +	R (1) +
375	Severe Symptoms, ASA Status 2, Identifiable Factors for Healing Failure ABSENT, Factors to Affect Outcome ABSENT, C2 Tear Classification, G0-2 Atrophy/Fatty Infiltration, Response to Conservative Treatment	A (8) +	R (2) +	M (5) +	R (1) +	R (1) +
376	Severe Symptoms, ASA Status 2, Identifiable Factors for Healing Failure ABSENT, Factors to Affect Outcome ABSENT, C2 Tear Classification, G0-2 Atrophy/Fatty Infiltration, No Response to Conservative Treatment	M (4)	M (4)	A (9) +	R (1) +	R (1) +
377	Severe Symptoms, ASA Status 2, Identifiable Factors for Healing Failure ABSENT, Factors to Affect Outcome ABSENT, C3 Tear Classification, G0-2 Atrophy/Fatty Infiltration, Response to Conservative Treatment	A (8) +	R (3) +	M (4)	R (2) +	R (1) +
378	Severe Symptoms, ASA Status 2, Identifiable Factors for Healing Failure ABSENT, Factors to Affect Outcome ABSENT, C3 Tear Classification, G0-2 Atrophy/Fatty Infiltration, No Response to Conservative Treatment	M (4)	M (4)	A (8) +	M (4)	R (2) +
379	Severe Symptoms, ASA Status 2, Identifiable Factors for Healing Failure ABSENT, Factors to Affect Outcome ABSENT, C3 Tear Classification, G3-4 Atrophy/Fatty Infiltration, Response to Conservative Treatment	A (8) +	R (3)	M (4)	R (3) +	R (1) +
380	Severe Symptoms, ASA Status 2, Identifiable Factors for Healing Failure ABSENT, Factors to Affect Outcome ABSENT, C3 Tear Classification, G3-4 Atrophy/Fatty Infiltration, No Response to Conservative Treatment	M (4)	M (6)	M (6)	M (6)	R (3)
381	Severe Symptoms, ASA Status 2, Identifiable Factors for Healing Failure ABSENT, Factors to Affect Outcome ABSENT, C4 Tear Classification, G0-2 Atrophy/Fatty Infiltration, Response to Conservative Treatment	A (7) +	R (3)	M (5)	R (3)	R (1) +
382	Severe Symptoms, ASA Status 2, Identifiable Factors for Healing Failure ABSENT, Factors to Affect Outcome ABSENT, C4 Tear Classification, G0-2 Atrophy/Fatty Infiltration, No Response to Conservative Treatment	M (4)	M (5)	A (7)	M (6)	R (3)
383	Severe Symptoms, ASA Status 2, Identifiable Factors for Healing Failure ABSENT, Factors to Affect Outcome ABSENT, C4 Tear Classification, G3-4 Atrophy/Fatty Infiltration, Response to Conservative Treatment	A (8) +	M (4)	R (3)	R (3)	R (2) +
384	Severe Symptoms, ASA Status 2, Identifiable Factors for Healing Failure ABSENT, Factors to Affect Outcome ABSENT, C4 Tear Classification, G3-4 Atrophy/Fatty Infiltration, No Response to Conservative Treatment	M (5)	M (6)	M (6)	M (6)	M (5)
385	Severe Symptoms, ASA Status 3, Identifiable Factors for Healing Failure PRESENT, Factors to Affect Outcome PRESENT, C1 Tear Classification, G0-2 Atrophy/Fatty Infiltration, Response to Conservative Treatment	A (9) +	R (2) +	R (3) +	R (1) +	R (1) +
386	Severe Symptoms, ASA Status 3, Identifiable Factors for Healing Failure PRESENT, Factors to Affect Outcome PRESENT, C1 Tear Classification, G0-2 Atrophy/Fatty Infiltration, No Response to Conservative Treatment	M (6)	R (3)	M (5)	R (1) +	R (1) +
387	Severe Symptoms, ASA Status 3, Identifiable Factors for Healing Failure PRESENT, Factors to Affect Outcome PRESENT, C2 Tear Classification, G0-2 Atrophy/Fatty Infiltration, Response to Conservative Treatment	A (9) +	R (2) +	R (3)	R (1) +	R (1) +
388	Severe Symptoms, ASA Status 3, Identifiable Factors for Healing Failure PRESENT, Factors to Affect Outcome PRESENT, C2 Tear Classification, G0-2 Atrophy/Fatty Infiltration, No Response to Conservative Treatment	M (6)	R (3)	M (6)	R (1) +	R (1) +
389	Severe Symptoms, ASA Status 3, Identifiable Factors for Healing Failure PRESENT, Factors to Affect Outcome PRESENT, C3 Tear Classification, G0-2 Atrophy/Fatty Infiltration, Response to Conservative Treatment	A (8) +	R (2) +	R (3)	R (1) +	R (1) +
390	Severe Symptoms, ASA Status 3, Identifiable Factors for Healing Failure PRESENT, Factors to Affect Outcome PRESENT, C3 Tear Classification, G0-2 Atrophy/Fatty Infiltration, No Response to Conservative Treatment	M (6)	M (4)	M (5)	R (2) +	R (1) +
391	Severe Symptoms, ASA Status 3, Identifiable Factors for Healing Failure PRESENT, Factors to Affect Outcome PRESENT, C3 Tear Classification, G3-4 Atrophy/Fatty Infiltration, Response to Conservative Treatment	A (9) +	R (2) +	R (2) +	R (2) +	R (1) +
392	Severe Symptoms, ASA Status 3, Identifiable Factors for Healing Failure PRESENT, Factors to Affect Outcome PRESENT, C3 Tear Classification, G3-4 Atrophy/Fatty Infiltration, No Response to Conservative Treatment	M (6)	M (4)	M (4)	R (2) +	R (2) +
393	Severe Symptoms, ASA Status 3, Identifiable Factors for Healing Failure PRESENT, Factors to Affect Outcome PRESENT, C4 Tear Classification, G0-2 Atrophy/Fatty Infiltration, Response to Conservative Treatment	A (8) +	R (2) +	R (3)	R (1) +	R (1) +
394	Severe Symptoms, ASA Status 3, Identifiable Factors for Healing Failure PRESENT, Factors to Affect Outcome PRESENT, C4 Tear Classification, G0-2 Atrophy/Fatty Infiltration, No Response to Conservative Treatment	M (6)	R (3)	M (5)	R (2) +	R (1) +
395	Severe Symptoms, ASA Status 3, Identifiable Factors for Healing Failure PRESENT, Factors to Affect Outcome PRESENT, C4 Tear Classification, G3-4 Atrophy/Fatty Infiltration, Response to Conservative Treatment	A (8) +	R (2) +	R (2) +	R (2) +	R (1) +
396	Severe Symptoms, ASA Status 3, Identifiable Factors for Healing Failure PRESENT, Factors to Affect Outcome PRESENT, C4 Tear Classification, G3-4 Atrophy/Fatty Infiltration, No Response to Conservative Treatment	M (6)	M (5)	M (4)	R (3)	R (3)
397	Severe Symptoms, ASA Status 3, Identifiable Factors for Healing Failure PRESENT, Factors to Affect Outcome ABSENT, C1 Tear Classification, G0-2 Atrophy/Fatty Infiltration, Response to Conservative Treatment	A (9) +	R (2) +	R (2) +	R (1) +	R (1) +
398	Severe Symptoms, ASA Status 3, Identifiable Factors for Healing Failure PRESENT, Factors to Affect Outcome ABSENT, C1 Tear Classification, G0-2 Atrophy/Fatty Infiltration, No Response to Conservative Treatment	M (6)	R (3)	M (5) -	R (1) +	R (1) +

## Patient Scenarios #399-423

R = Rarely Appropriate, M = May Be Appropriate, A = Appropriate; Numbers in parentheses indicate median rating of voting panel; a plus symbol (+) indicates agreement between voting panel members, a minus symbol (-) indicates disagreement between voting panel members

Scenario #	Patient Indications	Treatments				
		Non-Operative	Partial Repair and/or Debridement	Repair	Reconstruct	Arthroplasty
399	Severe Symptoms, ASA Status 3, Identifiable Factors for Healing Failure PRESENT, Factors to Affect Outcome ABSENT, C2 Tear Classification, G0-2 Atrophy/Fatty Infiltration, Response to Conservative Treatment	A (9) +	R (2) +	R (3)	R (1) +	R (1) +
400	Severe Symptoms, ASA Status 3, Identifiable Factors for Healing Failure PRESENT, Factors to Affect Outcome ABSENT, C2 Tear Classification, G0-2 Atrophy/Fatty Infiltration, No Response to Conservative Treatment	M (6)	R (3)	M (5)	R (1) +	R (1) +
401	Severe Symptoms, ASA Status 3, Identifiable Factors for Healing Failure PRESENT, Factors to Affect Outcome ABSENT, C3 Tear Classification, G0-2 Atrophy/Fatty Infiltration, Response to Conservative Treatment	A (8) +	R (2) +	R (3) +	R (1) +	R (1) +
402	Severe Symptoms, ASA Status 3, Identifiable Factors for Healing Failure PRESENT, Factors to Affect Outcome ABSENT, C3 Tear Classification, G0-2 Atrophy/Fatty Infiltration, No Response to Conservative Treatment	M (6)	R (3)	M (5)	R (2) +	R (1) +
403	Severe Symptoms, ASA Status 3, Identifiable Factors for Healing Failure PRESENT, Factors to Affect Outcome ABSENT, C3 Tear Classification, G3-4 Atrophy/Fatty Infiltration, Response to Conservative Treatment	A (9) +	R (2) +	R (2) +	R (2) +	R (1) +
404	Severe Symptoms, ASA Status 3, Identifiable Factors for Healing Failure PRESENT, Factors to Affect Outcome ABSENT, C3 Tear Classification, G3-4 Atrophy/Fatty Infiltration, No Response to Conservative Treatment	M (6)	R (3)	M (4)	R (3)	R (2) +
405	Severe Symptoms, ASA Status 3, Identifiable Factors for Healing Failure PRESENT, Factors to Affect Outcome ABSENT, C4 Tear Classification, G0-2 Atrophy/Fatty Infiltration, Response to Conservative Treatment	A (8) +	R (2) +	R (3) +	R (1) +	R (1) +
406	Severe Symptoms, ASA Status 3, Identifiable Factors for Healing Failure PRESENT, Factors to Affect Outcome ABSENT, C4 Tear Classification, G0-2 Atrophy/Fatty Infiltration, No Response to Conservative Treatment	M (6)	R (3)	M (5)	R (3) +	R (2) +
407	Severe Symptoms, ASA Status 3, Identifiable Factors for Healing Failure PRESENT, Factors to Affect Outcome ABSENT, C4 Tear Classification, G3-4 Atrophy/Fatty Infiltration, Response to Conservative Treatment	A (8) +	R (2) +	R (2) +	R (1) +	R (1) +
408	Severe Symptoms, ASA Status 3, Identifiable Factors for Healing Failure PRESENT, Factors to Affect Outcome ABSENT, C4 Tear Classification, G3-4 Atrophy/Fatty Infiltration, No Response to Conservative Treatment	M (6)	M (4)	M (4)	M (4)	R (3)
409	Severe Symptoms, ASA Status 3, Identifiable Factors for Healing Failure ABSENT, Factors to Affect Outcome PRESENT, C1 Tear Classification, G0-2 Atrophy/Fatty Infiltration, Response to Conservative Treatment	A (9) +	R (2) +	R (3) +	R (1) +	R (1) +
410	Severe Symptoms, ASA Status 3, Identifiable Factors for Healing Failure ABSENT, Factors to Affect Outcome PRESENT, C1 Tear Classification, G0-2 Atrophy/Fatty Infiltration, No Response to Conservative Treatment	M (6)	R (3)	M (6)	R (1) +	R (1) +
411	Severe Symptoms, ASA Status 3, Identifiable Factors for Healing Failure ABSENT, Factors to Affect Outcome PRESENT, C2 Tear Classification, G0-2 Atrophy/Fatty Infiltration, Response to Conservative Treatment	A (9) +	R (2) +	R (3) +	R (1) +	R (1) +
412	Severe Symptoms, ASA Status 3, Identifiable Factors for Healing Failure ABSENT, Factors to Affect Outcome PRESENT, C2 Tear Classification, G0-2 Atrophy/Fatty Infiltration, No Response to Conservative Treatment	M (5)	R (3)	M (5)	R (1) +	R (1) +
413	Severe Symptoms, ASA Status 3, Identifiable Factors for Healing Failure ABSENT, Factors to Affect Outcome PRESENT, C3 Tear Classification, G0-2 Atrophy/Fatty Infiltration, Response to Conservative Treatment	A (8) +	R (2) +	R (3) +	R (1) +	R (1) +
414	Severe Symptoms, ASA Status 3, Identifiable Factors for Healing Failure ABSENT, Factors to Affect Outcome PRESENT, C3 Tear Classification, G0-2 Atrophy/Fatty Infiltration, No Response to Conservative Treatment	M (5)	R (3) +	M (6)	R (2) +	R (1) +
415	Severe Symptoms, ASA Status 3, Identifiable Factors for Healing Failure ABSENT, Factors to Affect Outcome PRESENT, C3 Tear Classification, G3-4 Atrophy/Fatty Infiltration, Response to Conservative Treatment	A (8) +	R (2) +	R (3) +	R (2) +	R (1) +
416	Severe Symptoms, ASA Status 3, Identifiable Factors for Healing Failure ABSENT, Factors to Affect Outcome PRESENT, C3 Tear Classification, G3-4 Atrophy/Fatty Infiltration, No Response to Conservative Treatment	M (5)	M (4)	M (5)	R (3)	R (2) +
417	Severe Symptoms, ASA Status 3, Identifiable Factors for Healing Failure ABSENT, Factors to Affect Outcome PRESENT, C4 Tear Classification, G0-2 Atrophy/Fatty Infiltration, Response to Conservative Treatment	A (8) +	R (2) +	R (2) +	R (1) +	R (1) +
418	Severe Symptoms, ASA Status 3, Identifiable Factors for Healing Failure ABSENT, Factors to Affect Outcome PRESENT, C4 Tear Classification, G0-2 Atrophy/Fatty Infiltration, No Response to Conservative Treatment	M (5)	M (4)	M (4)	R (3) +	R (1) +
419	Severe Symptoms, ASA Status 3, Identifiable Factors for Healing Failure ABSENT, Factors to Affect Outcome PRESENT, C4 Tear Classification, G3-4 Atrophy/Fatty Infiltration, Response to Conservative Treatment	A (8) +	R (2) +	R (2) +	R (2) +	R (1) +
420	Severe Symptoms, ASA Status 3, Identifiable Factors for Healing Failure ABSENT, Factors to Affect Outcome PRESENT, C4 Tear Classification, G3-4 Atrophy/Fatty Infiltration, No Response to Conservative Treatment	M (6)	M (5)	M (4)	M (4)	R (3)
421	Severe Symptoms, ASA Status 3, Identifiable Factors for Healing Failure ABSENT, Factors to Affect Outcome ABSENT, C1 Tear Classification, G0-2 Atrophy/Fatty Infiltration, Response to Conservative Treatment	A (9) +	R (2) +	R (2) +	R (1) +	R (1) +
422	Severe Symptoms, ASA Status 3, Identifiable Factors for Healing Failure ABSENT, Factors to Affect Outcome ABSENT, C1 Tear Classification, G0-2 Atrophy/Fatty Infiltration, No Response to Conservative Treatment	M (5)	R (3)	M (5) -	R (1) +	R (1) +
423	Severe Symptoms, ASA Status 3, Identifiable Factors for Healing Failure ABSENT, Factors to Affect Outcome ABSENT, C2 Tear Classification, G0-2 Atrophy/Fatty Infiltration, Response to Conservative Treatment	A (9) +	R (2) +	R (3)	R (1) +	R (1) +

## Patient Scenarios #424-432

R = Rarely Appropriate, M = May Be Appropriate, A = Appropriate; Numbers in parentheses indicate median rating of voting panel; a plus symbol (+) indicates agreement between voting panel members, a minus symbol (-) indicates disagreement between voting panel members

Scenario #	Patient Indications	Treatments				
		Non-Operative	Partial Repair and/or Debridement	Repair	Reconstruct	Arthroplasty
424	Severe Symptoms, ASA Status 3, Identifiable Factors for Healing Failure ABSENT, Factors to Affect Outcome ABSENT, C2 Tear Classification, G0-2 Atrophy/Fatty Infiltration, No Response to Conservative Treatment	M (5)	R (3)	M (6)	R (1) +	R (1) +
425	Severe Symptoms, ASA Status 3, Identifiable Factors for Healing Failure ABSENT, Factors to Affect Outcome ABSENT, C3 Tear Classification, G0-2 Atrophy/Fatty Infiltration, Response to Conservative Treatment	A (8) +	R (2) +	R (3)	R (1) +	R (1) +
426	Severe Symptoms, ASA Status 3, Identifiable Factors for Healing Failure ABSENT, Factors to Affect Outcome ABSENT, C3 Tear Classification, G0-2 Atrophy/Fatty Infiltration, No Response to Conservative Treatment	M (5)	R (3)	M (6)	R (2) +	R (1) +
427	Severe Symptoms, ASA Status 3, Identifiable Factors for Healing Failure ABSENT, Factors to Affect Outcome ABSENT, C3 Tear Classification, G3-4 Atrophy/Fatty Infiltration, Response to Conservative Treatment	A (8) +	R (2) +	R (2) +	R (2) +	R (1) +
428	Severe Symptoms, ASA Status 3, Identifiable Factors for Healing Failure ABSENT, Factors to Affect Outcome ABSENT, C3 Tear Classification, G3-4 Atrophy/Fatty Infiltration, No Response to Conservative Treatment	M (5)	M (4)	M (4)	M (4)	R (2) +
429	Severe Symptoms, ASA Status 3, Identifiable Factors for Healing Failure ABSENT, Factors to Affect Outcome ABSENT, C4 Tear Classification, G0-2 Atrophy/Fatty Infiltration, Response to Conservative Treatment	A (8) +	R (2) +	R (3)	R (1) +	R (1) +
430	Severe Symptoms, ASA Status 3, Identifiable Factors for Healing Failure ABSENT, Factors to Affect Outcome ABSENT, C4 Tear Classification, G0-2 Atrophy/Fatty Infiltration, No Response to Conservative Treatment	M (5)	R (3)	M (5)	R (3)	R (2) +
431	Severe Symptoms, ASA Status 3, Identifiable Factors for Healing Failure ABSENT, Factors to Affect Outcome ABSENT, C4 Tear Classification, G3-4 Atrophy/Fatty Infiltration, Response to Conservative Treatment	A (8) +	R (2) +	R (2) +	R (2) +	R (1) +
432	Severe Symptoms, ASA Status 3, Identifiable Factors for Healing Failure ABSENT, Factors to Affect Outcome ABSENT, C4 Tear Classification, G3-4 Atrophy/Fatty Infiltration, No Response to Conservative Treatment	M (5)	M (4)	M (4)	M (4)	M (4)



## **APPENDICES**

## **APPENDIX A. DOCUMENTATION OF APPROVAL**

### **AAOS BODIES THAT APPROVED THIS APPROPRIATE USE CRITERIA**

#### **AUC Section: Approved on 07-25-13**

The AAOS Appropriate Use Criteria Section consists of six AAOS members. The overall purpose of this Section is to plan, organize, direct and evaluate initiatives related to Appropriate Use Criteria.

#### **Council on Research and Quality: Approved on 07-31-13**

To enhance the mission of the AAOS, the Council on Research and Quality promotes the most ethically and scientifically sound basic, clinical, and translational research possible to ensure the future care for patients with musculoskeletal disorders. The Council also serves as the primary resource to educate its members, the public, and public policy makers regarding evidenced-based medical practice, orthopaedic devices and biologics regulatory pathways and standards development, patient safety, occupational health, technology assessment, and other related areas of importance.

#### **Board of Directors: Approved on 09-20-13**

The 16 member AAOS Board of Directors manages the affairs of the AAOS, sets policy, and determines and continually reassesses the Strategic Plan.

## APPENDIX B. LIST OF CLINICAL SCENARIOS

These scenarios are a result of combining every possible combination of the indications created by the writing panel. Please comment on any scenarios that you think may not be represented in this matrix or scenarios that may not be seen in clinical practice.

### SCENARIOS 1-146 (PATIENTS EXHIBITING MILD SYMPTOMS)

#### Scenarios Categorized by Mild Symptoms

Scenario #	Patient Characteristics
1	Mild Symptoms, ASA Status 1, Identifiable Factors for Healing Failure PRESENT, Factors to Affect Outcome PRESENT, C1 Tear Classification, G 0-2 Atrophy/Fatty Infiltration, Response to Conservative Treatment
2	Mild Symptoms, ASA Status 1, Identifiable Factors for Healing Failure PRESENT, Factors to Affect Outcome PRESENT, C1 Tear Classification, G 0-2 Atrophy/Fatty Infiltration, No Response to Conservative Treatment
3	Mild Symptoms, ASA Status 1, Identifiable Factors for Healing Failure PRESENT, Factors to Affect Outcome PRESENT, C2 Tear Classification, G 0-2 Atrophy/Fatty Infiltration, Response to Conservative Treatment
4	Mild Symptoms, ASA Status 1, Identifiable Factors for Healing Failure PRESENT, Factors to Affect Outcome PRESENT, C2 Tear Classification, G 0-2 Atrophy/Fatty Infiltration, No Response to Conservative Treatment
5	Mild Symptoms, ASA Status 1, Identifiable Factors for Healing Failure PRESENT, Factors to Affect Outcome PRESENT, C3 Tear Classification, G 0-2 Atrophy/Fatty Infiltration, Response to Conservative Treatment
6	Mild Symptoms, ASA Status 1, Identifiable Factors for Healing Failure PRESENT, Factors to Affect Outcome PRESENT, C3 Tear Classification, G 0-2 Atrophy/Fatty Infiltration, No Response to Conservative Treatment
7	Mild Symptoms, ASA Status 1, Identifiable Factors for Healing Failure PRESENT, Factors to Affect Outcome PRESENT, C3 Tear Classification, G 3-4 Atrophy/Fatty Infiltration, Response to Conservative Treatment
8	Mild Symptoms, ASA Status 1, Identifiable Factors for Healing Failure PRESENT, Factors to Affect Outcome PRESENT, C3 Tear Classification, G 3-4 Atrophy/Fatty Infiltration, No Response to Conservative Treatment
9	Mild Symptoms, ASA Status 1, Identifiable Factors for Healing Failure PRESENT, Factors to Affect Outcome PRESENT, C4 Tear Classification, G 0-2 Atrophy/Fatty Infiltration, Response to Conservative Treatment
10	Mild Symptoms, ASA Status 1, Identifiable Factors for Healing Failure PRESENT, Factors to Affect Outcome PRESENT, C4 Tear Classification, G 0-2 Atrophy/Fatty Infiltration, No Response to Conservative Treatment
11	Mild Symptoms, ASA Status 1, Identifiable Factors for Healing Failure PRESENT, Factors to Affect Outcome PRESENT, C4 Tear Classification, G 3-4 Atrophy/Fatty Infiltration, Response to Conservative Treatment
12	Mild Symptoms, ASA Status 1, Identifiable Factors for Healing Failure PRESENT, Factors to Affect Outcome PRESENT, C4 Tear Classification, G 3-4 Atrophy/Fatty Infiltration, No Response to Conservative Treatment
13	Mild Symptoms, ASA Status 1, Identifiable Factors for Healing Failure PRESENT, Factors to Affect Outcome ABSENT, C1 Tear Classification, G 0-2 Atrophy/Fatty Infiltration, Response to Conservative Treatment
14	Mild Symptoms, ASA Status 1, Identifiable Factors for Healing Failure PRESENT, Factors to Affect Outcome ABSENT, C1 Tear Classification, G 0-2 Atrophy/Fatty Infiltration, No Response to Conservative Treatment

<b>15</b>	Mild Symptoms, ASA Status 1, Identifiable Factors for Healing Failure PRESENT, Factors to Affect Outcome ABSENT, C2 Tear Classification, G 0-2 Atrophy/Fatty Infiltration, Response to Conservative Treatment
<b>16</b>	Mild Symptoms, ASA Status 1, Identifiable Factors for Healing Failure PRESENT, Factors to Affect Outcome ABSENT, C2 Tear Classification, G 0-2 Atrophy/Fatty Infiltration, No Response to Conservative Treatment
<b>17</b>	Mild Symptoms, ASA Status 1, Identifiable Factors for Healing Failure PRESENT, Factors to Affect Outcome ABSENT, C3 Tear Classification, G 0-2 Atrophy/Fatty Infiltration, Response to Conservative Treatment
<b>18</b>	Mild Symptoms, ASA Status 1, Identifiable Factors for Healing Failure PRESENT, Factors to Affect Outcome ABSENT, C3 Tear Classification, G 0-2 Atrophy/Fatty Infiltration, No Response to Conservative Treatment
<b>19</b>	Mild Symptoms, ASA Status 1, Identifiable Factors for Healing Failure PRESENT, Factors to Affect Outcome ABSENT, C3 Tear Classification, G 3-4 Atrophy/Fatty Infiltration, Response to Conservative Treatment
<b>20</b>	Mild Symptoms, ASA Status 1, Identifiable Factors for Healing Failure PRESENT, Factors to Affect Outcome ABSENT, C3 Tear Classification, G 3-4 Atrophy/Fatty Infiltration, No Response to Conservative Treatment
<b>21</b>	Mild Symptoms, ASA Status 1, Identifiable Factors for Healing Failure PRESENT, Factors to Affect Outcome ABSENT, C4 Tear Classification, G 0-2 Atrophy/Fatty Infiltration, Response to Conservative Treatment
<b>22</b>	Mild Symptoms, ASA Status 1, Identifiable Factors for Healing Failure PRESENT, Factors to Affect Outcome ABSENT, C4 Tear Classification, G 0-2 Atrophy/Fatty Infiltration, No Response to Conservative Treatment
<b>23</b>	Mild Symptoms, ASA Status 1, Identifiable Factors for Healing Failure PRESENT, Factors to Affect Outcome ABSENT, C4 Tear Classification, G 3-4 Atrophy/Fatty Infiltration, Response to Conservative Treatment
<b>24</b>	Mild Symptoms, ASA Status 1, Identifiable Factors for Healing Failure PRESENT, Factors to Affect Outcome ABSENT, C4 Tear Classification, G 3-4 Atrophy/Fatty Infiltration, No Response to Conservative Treatment
<b>25</b>	Mild Symptoms, ASA Status 1, Identifiable Factors for Healing Failure ABSENT, Factors to Affect Outcome PRESENT, C1 Tear Classification, G 0-2 Atrophy/Fatty Infiltration, Response to Conservative Treatment
<b>26</b>	Mild Symptoms, ASA Status 1, Identifiable Factors for Healing Failure ABSENT, Factors to Affect Outcome PRESENT, C1 Tear Classification, G 0-2 Atrophy/Fatty Infiltration, No Response to Conservative Treatment
<b>27</b>	Mild Symptoms, ASA Status 1, Identifiable Factors for Healing Failure ABSENT, Factors to Affect Outcome PRESENT, C2 Tear Classification, G 0-2 Atrophy/Fatty Infiltration, Response to Conservative Treatment
<b>28</b>	Mild Symptoms, ASA Status 1, Identifiable Factors for Healing Failure ABSENT, Factors to Affect Outcome PRESENT, C2 Tear Classification, G 0-2 Atrophy/Fatty Infiltration, No Response to Conservative Treatment
<b>29</b>	Mild Symptoms, ASA Status 1, Identifiable Factors for Healing Failure ABSENT, Factors to Affect Outcome PRESENT, C3 Tear Classification, G 0-2 Atrophy/Fatty Infiltration, Response to Conservative Treatment
<b>30</b>	Mild Symptoms, ASA Status 1, Identifiable Factors for Healing Failure ABSENT, Factors to Affect Outcome PRESENT, C3 Tear Classification, G 0-2 Atrophy/Fatty Infiltration, No Response to Conservative Treatment
<b>31</b>	Mild Symptoms, ASA Status 1, Identifiable Factors for Healing Failure ABSENT, Factors to Affect Outcome PRESENT, C3 Tear Classification, G 3-4 Atrophy/Fatty Infiltration, Response to Conservative Treatment
<b>32</b>	Mild Symptoms, ASA Status 1, Identifiable Factors for Healing Failure ABSENT, Factors to Affect Outcome PRESENT, C3 Tear Classification, G 3-4 Atrophy/Fatty Infiltration, No Response to Conservative Treatment

<b>33</b>	Mild Symptoms, ASA Status 1, Identifiable Factors for Healing Failure ABSENT, Factors to Affect Outcome PRESENT, C4 Tear Classification, G 0-2 Atrophy/Fatty Infiltration, Response to Conservative Treatment
<b>34</b>	Mild Symptoms, ASA Status 1, Identifiable Factors for Healing Failure ABSENT, Factors to Affect Outcome PRESENT, C4 Tear Classification, G 0-2 Atrophy/Fatty Infiltration, No Response to Conservative Treatment
<b>35</b>	Mild Symptoms, ASA Status 1, Identifiable Factors for Healing Failure ABSENT, Factors to Affect Outcome PRESENT, C4 Tear Classification, G 3-4 Atrophy/Fatty Infiltration, Response to Conservative Treatment
<b>36</b>	Mild Symptoms, ASA Status 1, Identifiable Factors for Healing Failure ABSENT, Factors to Affect Outcome PRESENT, C4 Tear Classification, G 3-4 Atrophy/Fatty Infiltration, No Response to Conservative Treatment
<b>37</b>	Mild Symptoms, ASA Status 1, Identifiable Factors for Healing Failure ABSENT, Factors to Affect Outcome ABSENT, C1 Tear Classification, G 0-2 Atrophy/Fatty Infiltration, Response to Conservative Treatment
<b>38</b>	Mild Symptoms, ASA Status 1, Identifiable Factors for Healing Failure ABSENT, Factors to Affect Outcome ABSENT, C1 Tear Classification, G 0-2 Atrophy/Fatty Infiltration, No Response to Conservative Treatment
<b>39</b>	Mild Symptoms, ASA Status 1, Identifiable Factors for Healing Failure ABSENT, Factors to Affect Outcome ABSENT, C2 Tear Classification, G 0-2 Atrophy/Fatty Infiltration, Response to Conservative Treatment
<b>40</b>	Mild Symptoms, ASA Status 1, Identifiable Factors for Healing Failure ABSENT, Factors to Affect Outcome ABSENT, C2 Tear Classification, G 0-2 Atrophy/Fatty Infiltration, No Response to Conservative Treatment
<b>41</b>	Mild Symptoms, ASA Status 1, Identifiable Factors for Healing Failure ABSENT, Factors to Affect Outcome ABSENT, C3 Tear Classification, G 0-2 Atrophy/Fatty Infiltration, Response to Conservative Treatment
<b>42</b>	Mild Symptoms, ASA Status 1, Identifiable Factors for Healing Failure ABSENT, Factors to Affect Outcome ABSENT, C3 Tear Classification, G 0-2 Atrophy/Fatty Infiltration, No Response to Conservative Treatment
<b>43</b>	Mild Symptoms, ASA Status 1, Identifiable Factors for Healing Failure ABSENT, Factors to Affect Outcome ABSENT, C3 Tear Classification, G 3-4 Atrophy/Fatty Infiltration, Response to Conservative Treatment
<b>44</b>	Mild Symptoms, ASA Status 1, Identifiable Factors for Healing Failure ABSENT, Factors to Affect Outcome ABSENT, C3 Tear Classification, G 3-4 Atrophy/Fatty Infiltration, No Response to Conservative Treatment
<b>45</b>	Mild Symptoms, ASA Status 1, Identifiable Factors for Healing Failure ABSENT, Factors to Affect Outcome ABSENT, C4 Tear Classification, G 0-2 Atrophy/Fatty Infiltration, Response to Conservative Treatment
<b>46</b>	Mild Symptoms, ASA Status 1, Identifiable Factors for Healing Failure ABSENT, Factors to Affect Outcome ABSENT, C4 Tear Classification, G 0-2 Atrophy/Fatty Infiltration, No Response to Conservative Treatment
<b>47</b>	Mild Symptoms, ASA Status 1, Identifiable Factors for Healing Failure ABSENT, Factors to Affect Outcome ABSENT, C4 Tear Classification, G 3-4 Atrophy/Fatty Infiltration, Response to Conservative Treatment
<b>48</b>	Mild Symptoms, ASA Status 1, Identifiable Factors for Healing Failure ABSENT, Factors to Affect Outcome ABSENT, C4 Tear Classification, G 3-4 Atrophy/Fatty Infiltration, No Response to Conservative Treatment
<b>49</b>	Mild Symptoms, ASA Status 2, Identifiable Factors for Healing Failure PRESENT, Factors to Affect Outcome PRESENT, C1 Tear Classification, G 0-2 Atrophy/Fatty Infiltration, Response to Conservative Treatment
<b>50</b>	Mild Symptoms, ASA Status 2, Identifiable Factors for Healing Failure PRESENT, Factors to Affect Outcome PRESENT, C1 Tear Classification, G 0-2 Atrophy/Fatty Infiltration, No Response to Conservative Treatment

<b>51</b>	Mild Symptoms, ASA Status 2, Identifiable Factors for Healing Failure PRESENT, Factors to Affect Outcome PRESENT, C2 Tear Classification, G 0-2 Atrophy/Fatty Infiltration, Response to Conservative Treatment
<b>52</b>	Mild Symptoms, ASA Status 2, Identifiable Factors for Healing Failure PRESENT, Factors to Affect Outcome PRESENT, C2 Tear Classification, G 0-2 Atrophy/Fatty Infiltration, No Response to Conservative Treatment
<b>53</b>	Mild Symptoms, ASA Status 2, Identifiable Factors for Healing Failure PRESENT, Factors to Affect Outcome PRESENT, C3 Tear Classification, G 0-2 Atrophy/Fatty Infiltration, Response to Conservative Treatment
<b>54</b>	Mild Symptoms, ASA Status 2, Identifiable Factors for Healing Failure PRESENT, Factors to Affect Outcome PRESENT, C3 Tear Classification, G 0-2 Atrophy/Fatty Infiltration, No Response to Conservative Treatment
<b>55</b>	Mild Symptoms, ASA Status 2, Identifiable Factors for Healing Failure PRESENT, Factors to Affect Outcome PRESENT, C3 Tear Classification, G 3-4 Atrophy/Fatty Infiltration, Response to Conservative Treatment
<b>56</b>	Mild Symptoms, ASA Status 2, Identifiable Factors for Healing Failure PRESENT, Factors to Affect Outcome PRESENT, C3 Tear Classification, G 3-4 Atrophy/Fatty Infiltration, No Response to Conservative Treatment
<b>57</b>	Mild Symptoms, ASA Status 2, Identifiable Factors for Healing Failure PRESENT, Factors to Affect Outcome PRESENT, C4 Tear Classification, G 0-2 Atrophy/Fatty Infiltration, Response to Conservative Treatment
<b>58</b>	Mild Symptoms, ASA Status 2, Identifiable Factors for Healing Failure PRESENT, Factors to Affect Outcome PRESENT, C4 Tear Classification, G 0-2 Atrophy/Fatty Infiltration, No Response to Conservative Treatment
<b>59</b>	Mild Symptoms, ASA Status 2, Identifiable Factors for Healing Failure PRESENT, Factors to Affect Outcome PRESENT, C4 Tear Classification, G 3-4 Atrophy/Fatty Infiltration, Response to Conservative Treatment
<b>60</b>	Mild Symptoms, ASA Status 2, Identifiable Factors for Healing Failure PRESENT, Factors to Affect Outcome PRESENT, C4 Tear Classification, G 3-4 Atrophy/Fatty Infiltration, No Response to Conservative Treatment
<b>61</b>	Mild Symptoms, ASA Status 2, Identifiable Factors for Healing Failure PRESENT, Factors to Affect Outcome ABSENT, C1 Tear Classification, G 0-2 Atrophy/Fatty Infiltration, Response to Conservative Treatment
<b>62</b>	Mild Symptoms, ASA Status 2, Identifiable Factors for Healing Failure PRESENT, Factors to Affect Outcome ABSENT, C1 Tear Classification, G 0-2 Atrophy/Fatty Infiltration, No Response to Conservative Treatment
<b>63</b>	Mild Symptoms, ASA Status 2, Identifiable Factors for Healing Failure PRESENT, Factors to Affect Outcome ABSENT, C2 Tear Classification, G 0-2 Atrophy/Fatty Infiltration, Response to Conservative Treatment
<b>64</b>	Mild Symptoms, ASA Status 2, Identifiable Factors for Healing Failure PRESENT, Factors to Affect Outcome ABSENT, C2 Tear Classification, G 0-2 Atrophy/Fatty Infiltration, No Response to Conservative Treatment
<b>65</b>	Mild Symptoms, ASA Status 2, Identifiable Factors for Healing Failure PRESENT, Factors to Affect Outcome ABSENT, C3 Tear Classification, G 0-2 Atrophy/Fatty Infiltration, Response to Conservative Treatment
<b>66</b>	Mild Symptoms, ASA Status 2, Identifiable Factors for Healing Failure PRESENT, Factors to Affect Outcome ABSENT, C3 Tear Classification, G 0-2 Atrophy/Fatty Infiltration, No Response to Conservative Treatment
<b>67</b>	Mild Symptoms, ASA Status 2, Identifiable Factors for Healing Failure PRESENT, Factors to Affect Outcome ABSENT, C3 Tear Classification, G 3-4 Atrophy/Fatty Infiltration, Response to Conservative Treatment
<b>68</b>	Mild Symptoms, ASA Status 2, Identifiable Factors for Healing Failure PRESENT, Factors to Affect Outcome ABSENT, C3 Tear Classification, G 3-4 Atrophy/Fatty Infiltration, No Response to Conservative Treatment

<b>69</b>	Mild Symptoms, ASA Status 2, Identifiable Factors for Healing Failure PRESENT, Factors to Affect Outcome ABSENT, C4 Tear Classification, G 0-2 Atrophy/Fatty Infiltration, Response to Conservative Treatment
<b>70</b>	Mild Symptoms, ASA Status 2, Identifiable Factors for Healing Failure PRESENT, Factors to Affect Outcome ABSENT, C4 Tear Classification, G 0-2 Atrophy/Fatty Infiltration, No Response to Conservative Treatment
<b>71</b>	Mild Symptoms, ASA Status 2, Identifiable Factors for Healing Failure PRESENT, Factors to Affect Outcome ABSENT, C4 Tear Classification, G 3-4 Atrophy/Fatty Infiltration, Response to Conservative Treatment
<b>72</b>	Mild Symptoms, ASA Status 2, Identifiable Factors for Healing Failure PRESENT, Factors to Affect Outcome ABSENT, C4 Tear Classification, G 3-4 Atrophy/Fatty Infiltration, No Response to Conservative Treatment
<b>73</b>	Mild Symptoms, ASA Status 2, Identifiable Factors for Healing Failure ABSENT, Factors to Affect Outcome PRESENT, C1 Tear Classification, G 0-2 Atrophy/Fatty Infiltration, Response to Conservative Treatment
<b>74</b>	Mild Symptoms, ASA Status 2, Identifiable Factors for Healing Failure ABSENT, Factors to Affect Outcome PRESENT, C1 Tear Classification, G 0-2 Atrophy/Fatty Infiltration, No Response to Conservative Treatment
<b>75</b>	Mild Symptoms, ASA Status 2, Identifiable Factors for Healing Failure ABSENT, Factors to Affect Outcome PRESENT, C2 Tear Classification, G 0-2 Atrophy/Fatty Infiltration, Response to Conservative Treatment
<b>76</b>	Mild Symptoms, ASA Status 2, Identifiable Factors for Healing Failure ABSENT, Factors to Affect Outcome PRESENT, C2 Tear Classification, G 0-2 Atrophy/Fatty Infiltration, No Response to Conservative Treatment
<b>77</b>	Mild Symptoms, ASA Status 2, Identifiable Factors for Healing Failure ABSENT, Factors to Affect Outcome PRESENT, C3 Tear Classification, G 0-2 Atrophy/Fatty Infiltration, Response to Conservative Treatment
<b>78</b>	Mild Symptoms, ASA Status 2, Identifiable Factors for Healing Failure ABSENT, Factors to Affect Outcome PRESENT, C3 Tear Classification, G 0-2 Atrophy/Fatty Infiltration, No Response to Conservative Treatment
<b>79</b>	Mild Symptoms, ASA Status 2, Identifiable Factors for Healing Failure ABSENT, Factors to Affect Outcome PRESENT, C3 Tear Classification, G 3-4 Atrophy/Fatty Infiltration, Response to Conservative Treatment
<b>80</b>	Mild Symptoms, ASA Status 2, Identifiable Factors for Healing Failure ABSENT, Factors to Affect Outcome PRESENT, C3 Tear Classification, G 3-4 Atrophy/Fatty Infiltration, No Response to Conservative Treatment
<b>81</b>	Mild Symptoms, ASA Status 2, Identifiable Factors for Healing Failure ABSENT, Factors to Affect Outcome PRESENT, C4 Tear Classification, G 0-2 Atrophy/Fatty Infiltration, Response to Conservative Treatment
<b>82</b>	Mild Symptoms, ASA Status 2, Identifiable Factors for Healing Failure ABSENT, Factors to Affect Outcome PRESENT, C4 Tear Classification, G 0-2 Atrophy/Fatty Infiltration, No Response to Conservative Treatment
<b>83</b>	Mild Symptoms, ASA Status 2, Identifiable Factors for Healing Failure ABSENT, Factors to Affect Outcome PRESENT, C4 Tear Classification, G 3-4 Atrophy/Fatty Infiltration, Response to Conservative Treatment
<b>84</b>	Mild Symptoms, ASA Status 2, Identifiable Factors for Healing Failure ABSENT, Factors to Affect Outcome PRESENT, C4 Tear Classification, G 3-4 Atrophy/Fatty Infiltration, No Response to Conservative Treatment
<b>85</b>	Mild Symptoms, ASA Status 2, Identifiable Factors for Healing Failure ABSENT, Factors to Affect Outcome ABSENT, C1 Tear Classification, G 0-2 Atrophy/Fatty Infiltration, Response to Conservative Treatment
<b>86</b>	Mild Symptoms, ASA Status 2, Identifiable Factors for Healing Failure ABSENT, Factors to Affect Outcome ABSENT, C1 Tear Classification, G 0-2 Atrophy/Fatty Infiltration, No Response to Conservative Treatment

<b>87</b>	Mild Symptoms, ASA Status 2, Identifiable Factors for Healing Failure ABSENT, Factors to Affect Outcome ABSENT, C2 Tear Classification, G 0-2 Atrophy/Fatty Infiltration, Response to Conservative Treatment
<b>88</b>	Mild Symptoms, ASA Status 2, Identifiable Factors for Healing Failure ABSENT, Factors to Affect Outcome ABSENT, C2 Tear Classification, G 0-2 Atrophy/Fatty Infiltration, No Response to Conservative Treatment
<b>89</b>	Mild Symptoms, ASA Status 2, Identifiable Factors for Healing Failure ABSENT, Factors to Affect Outcome ABSENT, C3 Tear Classification, G 0-2 Atrophy/Fatty Infiltration, Response to Conservative Treatment
<b>90</b>	Mild Symptoms, ASA Status 2, Identifiable Factors for Healing Failure ABSENT, Factors to Affect Outcome ABSENT, C3 Tear Classification, G 0-2 Atrophy/Fatty Infiltration, No Response to Conservative Treatment
<b>91</b>	Mild Symptoms, ASA Status 2, Identifiable Factors for Healing Failure ABSENT, Factors to Affect Outcome ABSENT, C3 Tear Classification, G 3-4 Atrophy/Fatty Infiltration, Response to Conservative Treatment
<b>92</b>	Mild Symptoms, ASA Status 2, Identifiable Factors for Healing Failure ABSENT, Factors to Affect Outcome ABSENT, C3 Tear Classification, G 3-4 Atrophy/Fatty Infiltration, No Response to Conservative Treatment
<b>93</b>	Mild Symptoms, ASA Status 2, Identifiable Factors for Healing Failure ABSENT, Factors to Affect Outcome ABSENT, C4 Tear Classification, G 0-2 Atrophy/Fatty Infiltration, Response to Conservative Treatment
<b>94</b>	Mild Symptoms, ASA Status 2, Identifiable Factors for Healing Failure ABSENT, Factors to Affect Outcome ABSENT, C4 Tear Classification, G 0-2 Atrophy/Fatty Infiltration, No Response to Conservative Treatment
<b>95</b>	Mild Symptoms, ASA Status 2, Identifiable Factors for Healing Failure ABSENT, Factors to Affect Outcome ABSENT, C4 Tear Classification, G 3-4 Atrophy/Fatty Infiltration, Response to Conservative Treatment
<b>96</b>	Mild Symptoms, ASA Status 2, Identifiable Factors for Healing Failure ABSENT, Factors to Affect Outcome ABSENT, C4 Tear Classification, G 3-4 Atrophy/Fatty Infiltration, No Response to Conservative Treatment
<b>97</b>	Mild Symptoms, ASA Status 3, Identifiable Factors for Healing Failure PRESENT, Factors to Affect Outcome PRESENT, C1 Tear Classification, G 0-2 Atrophy/Fatty Infiltration, Response to Conservative Treatment
<b>98</b>	Mild Symptoms, ASA Status 3, Identifiable Factors for Healing Failure PRESENT, Factors to Affect Outcome PRESENT, C1 Tear Classification, G 0-2 Atrophy/Fatty Infiltration, No Response to Conservative Treatment
<b>99</b>	Mild Symptoms, ASA Status 3, Identifiable Factors for Healing Failure PRESENT, Factors to Affect Outcome PRESENT, C2 Tear Classification, G 0-2 Atrophy/Fatty Infiltration, Response to Conservative Treatment
<b>100</b>	Mild Symptoms, ASA Status 3, Identifiable Factors for Healing Failure PRESENT, Factors to Affect Outcome PRESENT, C2 Tear Classification, G 0-2 Atrophy/Fatty Infiltration, No Response to Conservative Treatment
<b>101</b>	Mild Symptoms, ASA Status 3, Identifiable Factors for Healing Failure PRESENT, Factors to Affect Outcome PRESENT, C3 Tear Classification, G 0-2 Atrophy/Fatty Infiltration, Response to Conservative Treatment
<b>102</b>	Mild Symptoms, ASA Status 3, Identifiable Factors for Healing Failure PRESENT, Factors to Affect Outcome PRESENT, C3 Tear Classification, G 0-2 Atrophy/Fatty Infiltration, No Response to Conservative Treatment
<b>103</b>	Mild Symptoms, ASA Status 3, Identifiable Factors for Healing Failure PRESENT, Factors to Affect Outcome PRESENT, C3 Tear Classification, G 3-4 Atrophy/Fatty Infiltration, Response to Conservative Treatment
<b>104</b>	Mild Symptoms, ASA Status 3, Identifiable Factors for Healing Failure PRESENT, Factors to Affect Outcome PRESENT, C3 Tear Classification, G 3-4 Atrophy/Fatty Infiltration, No Response to Conservative Treatment



<b>105</b>	Mild Symptoms, ASA Status 3, Identifiable Factors for Healing Failure PRESENT, Factors to Affect Outcome PRESENT, C4 Tear Classification, G 0-2 Atrophy/Fatty Infiltration, Response to Conservative Treatment
<b>106</b>	Mild Symptoms, ASA Status 3, Identifiable Factors for Healing Failure PRESENT, Factors to Affect Outcome PRESENT, C4 Tear Classification, G 0-2 Atrophy/Fatty Infiltration, No Response to Conservative Treatment
<b>107</b>	Mild Symptoms, ASA Status 3, Identifiable Factors for Healing Failure PRESENT, Factors to Affect Outcome PRESENT, C4 Tear Classification, G 3-4 Atrophy/Fatty Infiltration, Response to Conservative Treatment
<b>108</b>	Mild Symptoms, ASA Status 3, Identifiable Factors for Healing Failure PRESENT, Factors to Affect Outcome PRESENT, C4 Tear Classification, G 3-4 Atrophy/Fatty Infiltration, No Response to Conservative Treatment
<b>109</b>	Mild Symptoms, ASA Status 3, Identifiable Factors for Healing Failure PRESENT, Factors to Affect Outcome ABSENT, C1 Tear Classification, G 0-2 Atrophy/Fatty Infiltration, Response to Conservative Treatment
<b>110</b>	Mild Symptoms, ASA Status 3, Identifiable Factors for Healing Failure PRESENT, Factors to Affect Outcome ABSENT, C1 Tear Classification, G 0-2 Atrophy/Fatty Infiltration, No Response to Conservative Treatment
<b>111</b>	Mild Symptoms, ASA Status 3, Identifiable Factors for Healing Failure PRESENT, Factors to Affect Outcome ABSENT, C2 Tear Classification, G 0-2 Atrophy/Fatty Infiltration, Response to Conservative Treatment
<b>112</b>	Mild Symptoms, ASA Status 3, Identifiable Factors for Healing Failure PRESENT, Factors to Affect Outcome ABSENT, C2 Tear Classification, G 0-2 Atrophy/Fatty Infiltration, No Response to Conservative Treatment
<b>113</b>	Mild Symptoms, ASA Status 3, Identifiable Factors for Healing Failure PRESENT, Factors to Affect Outcome ABSENT, C3 Tear Classification, G 0-2 Atrophy/Fatty Infiltration, Response to Conservative Treatment
<b>114</b>	Mild Symptoms, ASA Status 3, Identifiable Factors for Healing Failure PRESENT, Factors to Affect Outcome ABSENT, C3 Tear Classification, G 0-2 Atrophy/Fatty Infiltration, No Response to Conservative Treatment
<b>115</b>	Mild Symptoms, ASA Status 3, Identifiable Factors for Healing Failure PRESENT, Factors to Affect Outcome ABSENT, C3 Tear Classification, G 3-4 Atrophy/Fatty Infiltration, Response to Conservative Treatment
<b>116</b>	Mild Symptoms, ASA Status 3, Identifiable Factors for Healing Failure PRESENT, Factors to Affect Outcome ABSENT, C3 Tear Classification, G 3-4 Atrophy/Fatty Infiltration, No Response to Conservative Treatment
<b>117</b>	Mild Symptoms, ASA Status 3, Identifiable Factors for Healing Failure PRESENT, Factors to Affect Outcome ABSENT, C4 Tear Classification, G 0-2 Atrophy/Fatty Infiltration, Response to Conservative Treatment
<b>118</b>	Mild Symptoms, ASA Status 3, Identifiable Factors for Healing Failure PRESENT, Factors to Affect Outcome ABSENT, C4 Tear Classification, G 0-2 Atrophy/Fatty Infiltration, No Response to Conservative Treatment
<b>119</b>	Mild Symptoms, ASA Status 3, Identifiable Factors for Healing Failure PRESENT, Factors to Affect Outcome ABSENT, C4 Tear Classification, G 3-4 Atrophy/Fatty Infiltration, Response to Conservative Treatment
<b>120</b>	Mild Symptoms, ASA Status 3, Identifiable Factors for Healing Failure PRESENT, Factors to Affect Outcome ABSENT, C4 Tear Classification, G 3-4 Atrophy/Fatty Infiltration, No Response to Conservative Treatment
<b>121</b>	Mild Symptoms, ASA Status 3, Identifiable Factors for Healing Failure ABSENT, Factors to Affect Outcome PRESENT, C1 Tear Classification, G 0-2 Atrophy/Fatty Infiltration, Response to Conservative Treatment
<b>122</b>	Mild Symptoms, ASA Status 3, Identifiable Factors for Healing Failure ABSENT, Factors to Affect Outcome PRESENT, C1 Tear Classification, G 0-2 Atrophy/Fatty Infiltration, No Response to Conservative Treatment

<b>123</b>	Mild Symptoms, ASA Status 3, Identifiable Factors for Healing Failure ABSENT, Factors to Affect Outcome PRESENT, C2 Tear Classification, G 0-2 Atrophy/Fatty Infiltration, Response to Conservative Treatment
<b>124</b>	Mild Symptoms, ASA Status 3, Identifiable Factors for Healing Failure ABSENT, Factors to Affect Outcome PRESENT, C2 Tear Classification, G 0-2 Atrophy/Fatty Infiltration, No Response to Conservative Treatment
<b>125</b>	Mild Symptoms, ASA Status 3, Identifiable Factors for Healing Failure ABSENT, Factors to Affect Outcome PRESENT, C2 Tear Classification, G 3-4 Atrophy/Fatty Infiltration, Response to Conservative Treatment
<b>126</b>	Mild Symptoms, ASA Status 3, Identifiable Factors for Healing Failure ABSENT, Factors to Affect Outcome PRESENT, C2 Tear Classification, G 3-4 Atrophy/Fatty Infiltration, No Response to Conservative Treatment
<b>127</b>	Mild Symptoms, ASA Status 3, Identifiable Factors for Healing Failure ABSENT, Factors to Affect Outcome PRESENT, C3 Tear Classification, G 0-2 Atrophy/Fatty Infiltration, Response to Conservative Treatment
<b>128</b>	Mild Symptoms, ASA Status 3, Identifiable Factors for Healing Failure ABSENT, Factors to Affect Outcome PRESENT, C3 Tear Classification, G 0-2 Atrophy/Fatty Infiltration, No Response to Conservative Treatment
<b>129</b>	Mild Symptoms, ASA Status 3, Identifiable Factors for Healing Failure ABSENT, Factors to Affect Outcome PRESENT, C3 Tear Classification, G 3-4 Atrophy/Fatty Infiltration, Response to Conservative Treatment
<b>130</b>	Mild Symptoms, ASA Status 3, Identifiable Factors for Healing Failure ABSENT, Factors to Affect Outcome PRESENT, C3 Tear Classification, G 3-4 Atrophy/Fatty Infiltration, No Response to Conservative Treatment
<b>131</b>	Mild Symptoms, ASA Status 3, Identifiable Factors for Healing Failure ABSENT, Factors to Affect Outcome PRESENT, C4 Tear Classification, G 0-2 Atrophy/Fatty Infiltration, Response to Conservative Treatment
<b>132</b>	Mild Symptoms, ASA Status 3, Identifiable Factors for Healing Failure ABSENT, Factors to Affect Outcome PRESENT, C4 Tear Classification, G 0-2 Atrophy/Fatty Infiltration, No Response to Conservative Treatment
<b>133</b>	Mild Symptoms, ASA Status 3, Identifiable Factors for Healing Failure ABSENT, Factors to Affect Outcome PRESENT, C4 Tear Classification, G 3-4 Atrophy/Fatty Infiltration, Response to Conservative Treatment
<b>134</b>	Mild Symptoms, ASA Status 3, Identifiable Factors for Healing Failure ABSENT, Factors to Affect Outcome PRESENT, C4 Tear Classification, G 3-4 Atrophy/Fatty Infiltration, No Response to Conservative Treatment
<b>135</b>	Mild Symptoms, ASA Status 3, Identifiable Factors for Healing Failure ABSENT, Factors to Affect Outcome ABSENT, C1 Tear Classification, G 0-2 Atrophy/Fatty Infiltration, Response to Conservative Treatment
<b>136</b>	Mild Symptoms, ASA Status 3, Identifiable Factors for Healing Failure ABSENT, Factors to Affect Outcome ABSENT, C1 Tear Classification, G 0-2 Atrophy/Fatty Infiltration, No Response to Conservative Treatment
<b>137</b>	Mild Symptoms, ASA Status 3, Identifiable Factors for Healing Failure ABSENT, Factors to Affect Outcome ABSENT, C2 Tear Classification, G 0-2 Atrophy/Fatty Infiltration, Response to Conservative Treatment
<b>138</b>	Mild Symptoms, ASA Status 3, Identifiable Factors for Healing Failure ABSENT, Factors to Affect Outcome ABSENT, C2 Tear Classification, G 0-2 Atrophy/Fatty Infiltration, No Response to Conservative Treatment
<b>139</b>	Mild Symptoms, ASA Status 3, Identifiable Factors for Healing Failure ABSENT, Factors to Affect Outcome ABSENT, C3 Tear Classification, G 0-2 Atrophy/Fatty Infiltration, Response to Conservative Treatment
<b>140</b>	Mild Symptoms, ASA Status 3, Identifiable Factors for Healing Failure ABSENT, Factors to Affect Outcome ABSENT, C3 Tear Classification, G 0-2 Atrophy/Fatty Infiltration, No Response to Conservative Treatment

<b>141</b>	Mild Symptoms, ASA Status 3, Identifiable Factors for Healing Failure ABSENT, Factors to Affect Outcome ABSENT, C3 Tear Classification, G 3-4 Atrophy/Fatty Infiltration, Response to Conservative Treatment
<b>142</b>	Mild Symptoms, ASA Status 3, Identifiable Factors for Healing Failure ABSENT, Factors to Affect Outcome ABSENT, C3 Tear Classification, G 3-4 Atrophy/Fatty Infiltration, No Response to Conservative Treatment
<b>143</b>	Mild Symptoms, ASA Status 3, Identifiable Factors for Healing Failure ABSENT, Factors to Affect Outcome ABSENT, C4 Tear Classification, G 0-2 Atrophy/Fatty Infiltration, Response to Conservative Treatment
<b>144</b>	Mild Symptoms, ASA Status 3, Identifiable Factors for Healing Failure ABSENT, Factors to Affect Outcome ABSENT, C4 Tear Classification, G 0-2 Atrophy/Fatty Infiltration, No Response to Conservative Treatment
<b>145</b>	Mild Symptoms, ASA Status 3, Identifiable Factors for Healing Failure ABSENT, Factors to Affect Outcome ABSENT, C4 Tear Classification, G 3-4 Atrophy/Fatty Infiltration, Response to Conservative Treatment
<b>146</b>	Mild Symptoms, ASA Status 3, Identifiable Factors for Healing Failure ABSENT, Factors to Affect Outcome ABSENT, C4 Tear Classification, G 3-4 Atrophy/Fatty Infiltration, No Response to Conservative Treatment

## SCENARIOS 147-290 (PATIENTS EXHIBITING MODERATE SYMPTOMS)

### Scenarios Categorized by Moderate Symptoms

Scenario #	Patient Characteristics
147	Moderate symptoms, ASA Status 1, Identifiable Factors for Healing Failure PRESENT, Factors to Affect Outcome PRESENT, C1 Tear Classification, G 0-2 Atrophy/Fatty Infiltration, Response to Conservative Treatment
148	Moderate symptoms, ASA Status 1, Identifiable Factors for Healing Failure PRESENT, Factors to Affect Outcome PRESENT, C1 Tear Classification, G 0-2 Atrophy/Fatty Infiltration, No Response to Conservative Treatment
149	Moderate symptoms, ASA Status 1, Identifiable Factors for Healing Failure PRESENT, Factors to Affect Outcome PRESENT, C2 Tear Classification, G 0-2 Atrophy/Fatty Infiltration, Response to Conservative Treatment
150	Moderate symptoms, ASA Status 1, Identifiable Factors for Healing Failure PRESENT, Factors to Affect Outcome PRESENT, C2 Tear Classification, G 0-2 Atrophy/Fatty Infiltration, No Response to Conservative Treatment
151	Moderate symptoms, ASA Status 1, Identifiable Factors for Healing Failure PRESENT, Factors to Affect Outcome PRESENT, C3 Tear Classification, G 0-2 Atrophy/Fatty Infiltration, Response to Conservative Treatment
152	Moderate symptoms, ASA Status 1, Identifiable Factors for Healing Failure PRESENT, Factors to Affect Outcome PRESENT, C3 Tear Classification, G 0-2 Atrophy/Fatty Infiltration, No Response to Conservative Treatment
153	Moderate symptoms, ASA Status 1, Identifiable Factors for Healing Failure PRESENT, Factors to Affect Outcome PRESENT, C3 Tear Classification, G 3-4 Atrophy/Fatty Infiltration, Response to Conservative Treatment
154	Moderate symptoms, ASA Status 1, Identifiable Factors for Healing Failure PRESENT, Factors to Affect Outcome PRESENT, C3 Tear Classification, G 3-4 Atrophy/Fatty Infiltration, No Response to Conservative Treatment
155	Moderate symptoms, ASA Status 1, Identifiable Factors for Healing Failure PRESENT, Factors to Affect Outcome PRESENT, C4 Tear Classification, G 0-2 Atrophy/Fatty Infiltration, Response to Conservative Treatment
156	Moderate symptoms, ASA Status 1, Identifiable Factors for Healing Failure PRESENT, Factors to Affect Outcome PRESENT, C4 Tear Classification, G 0-2 Atrophy/Fatty Infiltration, No Response to Conservative Treatment
157	Moderate symptoms, ASA Status 1, Identifiable Factors for Healing Failure PRESENT, Factors to Affect Outcome PRESENT, C4 Tear Classification, G 3-4 Atrophy/Fatty Infiltration, Response to Conservative Treatment
158	Moderate symptoms, ASA Status 1, Identifiable Factors for Healing Failure PRESENT, Factors to Affect Outcome PRESENT, C4 Tear Classification, G 3-4 Atrophy/Fatty Infiltration, No Response to Conservative Treatment
159	Moderate symptoms, ASA Status 1, Identifiable Factors for Healing Failure PRESENT, Factors to Affect Outcome ABSENT, C1 Tear Classification, G 0-2 Atrophy/Fatty Infiltration, Response to Conservative Treatment

<b>160</b>	Moderate symptoms, ASA Status 1, Identifiable Factors for Healing Failure PRESENT, Factors to Affect Outcome ABSENT, C1 Tear Classification, G 0-2 Atrophy/Fatty Infiltration, No Response to Conservative Treatment
<b>161</b>	Moderate symptoms, ASA Status 1, Identifiable Factors for Healing Failure PRESENT, Factors to Affect Outcome ABSENT, C2 Tear Classification, G 0-2 Atrophy/Fatty Infiltration, Response to Conservative Treatment
<b>162</b>	Moderate symptoms, ASA Status 1, Identifiable Factors for Healing Failure PRESENT, Factors to Affect Outcome ABSENT, C2 Tear Classification, G 0-2 Atrophy/Fatty Infiltration, No Response to Conservative Treatment
<b>163</b>	Moderate symptoms, ASA Status 1, Identifiable Factors for Healing Failure PRESENT, Factors to Affect Outcome ABSENT, C3 Tear Classification, G 0-2 Atrophy/Fatty Infiltration, Response to Conservative Treatment
<b>164</b>	Moderate symptoms, ASA Status 1, Identifiable Factors for Healing Failure PRESENT, Factors to Affect Outcome ABSENT, C3 Tear Classification, G 0-2 Atrophy/Fatty Infiltration, No Response to Conservative Treatment
<b>165</b>	Moderate symptoms, ASA Status 1, Identifiable Factors for Healing Failure PRESENT, Factors to Affect Outcome ABSENT, C3 Tear Classification, G 3-4 Atrophy/Fatty Infiltration, Response to Conservative Treatment
<b>166</b>	Moderate symptoms, ASA Status 1, Identifiable Factors for Healing Failure PRESENT, Factors to Affect Outcome ABSENT, C3 Tear Classification, G 3-4 Atrophy/Fatty Infiltration, No Response to Conservative Treatment
<b>167</b>	Moderate symptoms, ASA Status 1, Identifiable Factors for Healing Failure PRESENT, Factors to Affect Outcome ABSENT, C4 Tear Classification, G 0-2 Atrophy/Fatty Infiltration, Response to Conservative Treatment
<b>168</b>	Moderate symptoms, ASA Status 1, Identifiable Factors for Healing Failure PRESENT, Factors to Affect Outcome ABSENT, C4 Tear Classification, G 0-2 Atrophy/Fatty Infiltration, No Response to Conservative Treatment
<b>169</b>	Moderate symptoms, ASA Status 1, Identifiable Factors for Healing Failure PRESENT, Factors to Affect Outcome ABSENT, C4 Tear Classification, G 3-4 Atrophy/Fatty Infiltration, Response to Conservative Treatment
<b>170</b>	Moderate symptoms, ASA Status 1, Identifiable Factors for Healing Failure PRESENT, Factors to Affect Outcome ABSENT, C4 Tear Classification, G 3-4 Atrophy/Fatty Infiltration, No Response to Conservative Treatment
<b>171</b>	Moderate symptoms, ASA Status 1, Identifiable Factors for Healing Failure ABSENT, Factors to Affect Outcome PRESENT, C1 Tear Classification, G 0-2 Atrophy/Fatty Infiltration, Response to Conservative Treatment
<b>172</b>	Moderate symptoms, ASA Status 1, Identifiable Factors for Healing Failure ABSENT, Factors to Affect Outcome PRESENT, C1 Tear Classification, G 0-2 Atrophy/Fatty Infiltration, No Response to Conservative Treatment
<b>173</b>	Moderate symptoms, ASA Status 1, Identifiable Factors for Healing Failure ABSENT, Factors to Affect Outcome PRESENT, C2 Tear Classification, G 0-2 Atrophy/Fatty Infiltration, Response to Conservative Treatment
<b>174</b>	Moderate symptoms, ASA Status 1, Identifiable Factors for Healing Failure ABSENT, Factors to Affect Outcome PRESENT, C2 Tear Classification, G 0-2 Atrophy/Fatty Infiltration, No Response to Conservative Treatment
<b>175</b>	Moderate symptoms, ASA Status 1, Identifiable Factors for Healing Failure ABSENT, Factors to Affect Outcome PRESENT, C3 Tear Classification, G 0-2 Atrophy/Fatty Infiltration, Response to Conservative Treatment

<b>176</b>	Moderate symptoms, ASA Status 1, Identifiable Factors for Healing Failure ABSENT, Factors to Affect Outcome PRESENT, C3 Tear Classification, G 0-2 Atrophy/Fatty Infiltration, No Response to Conservative Treatment
<b>177</b>	Moderate symptoms, ASA Status 1, Identifiable Factors for Healing Failure ABSENT, Factors to Affect Outcome PRESENT, C3 Tear Classification, G 3-4 Atrophy/Fatty Infiltration, Response to Conservative Treatment
<b>178</b>	Moderate symptoms, ASA Status 1, Identifiable Factors for Healing Failure ABSENT, Factors to Affect Outcome PRESENT, C3 Tear Classification, G 3-4 Atrophy/Fatty Infiltration, No Response to Conservative Treatment
<b>179</b>	Moderate symptoms, ASA Status 1, Identifiable Factors for Healing Failure ABSENT, Factors to Affect Outcome PRESENT, C4 Tear Classification, G 0-2 Atrophy/Fatty Infiltration, Response to Conservative Treatment
<b>180</b>	Moderate symptoms, ASA Status 1, Identifiable Factors for Healing Failure ABSENT, Factors to Affect Outcome PRESENT, C4 Tear Classification, G 0-2 Atrophy/Fatty Infiltration, No Response to Conservative Treatment
<b>181</b>	Moderate symptoms, ASA Status 1, Identifiable Factors for Healing Failure ABSENT, Factors to Affect Outcome PRESENT, C4 Tear Classification, G 3-4 Atrophy/Fatty Infiltration, Response to Conservative Treatment
<b>182</b>	Moderate symptoms, ASA Status 1, Identifiable Factors for Healing Failure ABSENT, Factors to Affect Outcome PRESENT, C4 Tear Classification, G 3-4 Atrophy/Fatty Infiltration, No Response to Conservative Treatment
<b>183</b>	Moderate symptoms, ASA Status 1, Identifiable Factors for Healing Failure ABSENT, Factors to Affect Outcome ABSENT, C1 Tear Classification, G 0-2 Atrophy/Fatty Infiltration, Response to Conservative Treatment
<b>184</b>	Moderate symptoms, ASA Status 1, Identifiable Factors for Healing Failure ABSENT, Factors to Affect Outcome ABSENT, C1 Tear Classification, G 0-2 Atrophy/Fatty Infiltration, No Response to Conservative Treatment
<b>185</b>	Moderate symptoms, ASA Status 1, Identifiable Factors for Healing Failure ABSENT, Factors to Affect Outcome ABSENT, C2 Tear Classification, G 0-2 Atrophy/Fatty Infiltration, Response to Conservative Treatment
<b>186</b>	Moderate symptoms, ASA Status 1, Identifiable Factors for Healing Failure ABSENT, Factors to Affect Outcome ABSENT, C2 Tear Classification, G 0-2 Atrophy/Fatty Infiltration, No Response to Conservative Treatment
<b>187</b>	Moderate symptoms, ASA Status 1, Identifiable Factors for Healing Failure ABSENT, Factors to Affect Outcome ABSENT, C3 Tear Classification, G 0-2 Atrophy/Fatty Infiltration, Response to Conservative Treatment
<b>188</b>	Moderate symptoms, ASA Status 1, Identifiable Factors for Healing Failure ABSENT, Factors to Affect Outcome ABSENT, C3 Tear Classification, G 0-2 Atrophy/Fatty Infiltration, No Response to Conservative Treatment
<b>189</b>	Moderate symptoms, ASA Status 1, Identifiable Factors for Healing Failure ABSENT, Factors to Affect Outcome ABSENT, C3 Tear Classification, G 3-4 Atrophy/Fatty Infiltration, Response to Conservative Treatment
<b>190</b>	Moderate symptoms, ASA Status 1, Identifiable Factors for Healing Failure ABSENT, Factors to Affect Outcome ABSENT, C3 Tear Classification, G 3-4 Atrophy/Fatty Infiltration, No Response to Conservative Treatment
<b>191</b>	Moderate symptoms, ASA Status 1, Identifiable Factors for Healing Failure ABSENT, Factors to Affect Outcome ABSENT, C4 Tear Classification, G 0-2 Atrophy/Fatty Infiltration, Response to Conservative Treatment

<b>192</b>	Moderate symptoms, ASA Status 1, Identifiable Factors for Healing Failure ABSENT, Factors to Affect Outcome ABSENT, C4 Tear Classification, G 0-2 Atrophy/Fatty Infiltration, No Response to Conservative Treatment
<b>193</b>	Moderate symptoms, ASA Status 1, Identifiable Factors for Healing Failure ABSENT, Factors to Affect Outcome ABSENT, C4 Tear Classification, G 3-4 Atrophy/Fatty Infiltration, Response to Conservative Treatment
<b>194</b>	Moderate symptoms, ASA Status 1, Identifiable Factors for Healing Failure ABSENT, Factors to Affect Outcome ABSENT, C4 Tear Classification, G 3-4 Atrophy/Fatty Infiltration, No Response to Conservative Treatment
<b>195</b>	Moderate symptoms, ASA Status 2, Identifiable Factors for Healing Failure PRESENT, Factors to Affect Outcome PRESENT, C1 Tear Classification, G 0-2 Atrophy/Fatty Infiltration, Response to Conservative Treatment
<b>196</b>	Moderate symptoms, ASA Status 2, Identifiable Factors for Healing Failure PRESENT, Factors to Affect Outcome PRESENT, C1 Tear Classification, G 0-2 Atrophy/Fatty Infiltration, No Response to Conservative Treatment
<b>197</b>	Moderate symptoms, ASA Status 2, Identifiable Factors for Healing Failure PRESENT, Factors to Affect Outcome PRESENT, C2 Tear Classification, G 0-2 Atrophy/Fatty Infiltration, Response to Conservative Treatment
<b>198</b>	Moderate symptoms, ASA Status 2, Identifiable Factors for Healing Failure PRESENT, Factors to Affect Outcome PRESENT, C2 Tear Classification, G 0-2 Atrophy/Fatty Infiltration, No Response to Conservative Treatment
<b>199</b>	Moderate symptoms, ASA Status 2, Identifiable Factors for Healing Failure PRESENT, Factors to Affect Outcome PRESENT, C3 Tear Classification, G 0-2 Atrophy/Fatty Infiltration, Response to Conservative Treatment
<b>200</b>	Moderate symptoms, ASA Status 2, Identifiable Factors for Healing Failure PRESENT, Factors to Affect Outcome PRESENT, C3 Tear Classification, G 0-2 Atrophy/Fatty Infiltration, No Response to Conservative Treatment
<b>201</b>	Moderate symptoms, ASA Status 2, Identifiable Factors for Healing Failure PRESENT, Factors to Affect Outcome PRESENT, C3 Tear Classification, G 3-4 Atrophy/Fatty Infiltration, Response to Conservative Treatment
<b>202</b>	Moderate symptoms, ASA Status 2, Identifiable Factors for Healing Failure PRESENT, Factors to Affect Outcome PRESENT, C3 Tear Classification, G 3-4 Atrophy/Fatty Infiltration, No Response to Conservative Treatment
<b>203</b>	Moderate symptoms, ASA Status 2, Identifiable Factors for Healing Failure PRESENT, Factors to Affect Outcome PRESENT, C4 Tear Classification, G 0-2 Atrophy/Fatty Infiltration, Response to Conservative Treatment
<b>204</b>	Moderate symptoms, ASA Status 2, Identifiable Factors for Healing Failure PRESENT, Factors to Affect Outcome PRESENT, C4 Tear Classification, G 0-2 Atrophy/Fatty Infiltration, No Response to Conservative Treatment
<b>205</b>	Moderate symptoms, ASA Status 2, Identifiable Factors for Healing Failure PRESENT, Factors to Affect Outcome PRESENT, C4 Tear Classification, G 3-4 Atrophy/Fatty Infiltration, Response to Conservative Treatment
<b>206</b>	Moderate symptoms, ASA Status 2, Identifiable Factors for Healing Failure PRESENT, Factors to Affect Outcome PRESENT, C4 Tear Classification, G 3-4 Atrophy/Fatty Infiltration, No Response to Conservative Treatment
<b>207</b>	Moderate symptoms, ASA Status 2, Identifiable Factors for Healing Failure PRESENT, Factors to Affect Outcome ABSENT, C1 Tear Classification, G 0-2 Atrophy/Fatty Infiltration, Response to Conservative Treatment

<b>208</b>	Moderate symptoms, ASA Status 2, Identifiable Factors for Healing Failure PRESENT, Factors to Affect Outcome ABSENT, C1 Tear Classification, G 0-2 Atrophy/Fatty Infiltration, No Response to Conservative Treatment
<b>209</b>	Moderate symptoms, ASA Status 2, Identifiable Factors for Healing Failure PRESENT, Factors to Affect Outcome ABSENT, C2 Tear Classification, G 0-2 Atrophy/Fatty Infiltration, Response to Conservative Treatment
<b>210</b>	Moderate symptoms, ASA Status 2, Identifiable Factors for Healing Failure PRESENT, Factors to Affect Outcome ABSENT, C2 Tear Classification, G 0-2 Atrophy/Fatty Infiltration, No Response to Conservative Treatment
<b>211</b>	Moderate symptoms, ASA Status 2, Identifiable Factors for Healing Failure PRESENT, Factors to Affect Outcome ABSENT, C3 Tear Classification, G 0-2 Atrophy/Fatty Infiltration, Response to Conservative Treatment
<b>212</b>	Moderate symptoms, ASA Status 2, Identifiable Factors for Healing Failure PRESENT, Factors to Affect Outcome ABSENT, C3 Tear Classification, G 0-2 Atrophy/Fatty Infiltration, No Response to Conservative Treatment
<b>213</b>	Moderate symptoms, ASA Status 2, Identifiable Factors for Healing Failure PRESENT, Factors to Affect Outcome ABSENT, C3 Tear Classification, G 3-4 Atrophy/Fatty Infiltration, Response to Conservative Treatment
<b>214</b>	Moderate symptoms, ASA Status 2, Identifiable Factors for Healing Failure PRESENT, Factors to Affect Outcome ABSENT, C3 Tear Classification, G 3-4 Atrophy/Fatty Infiltration, No Response to Conservative Treatment
<b>215</b>	Moderate symptoms, ASA Status 2, Identifiable Factors for Healing Failure PRESENT, Factors to Affect Outcome ABSENT, C4 Tear Classification, G 0-2 Atrophy/Fatty Infiltration, Response to Conservative Treatment
<b>216</b>	Moderate symptoms, ASA Status 2, Identifiable Factors for Healing Failure PRESENT, Factors to Affect Outcome ABSENT, C4 Tear Classification, G 0-2 Atrophy/Fatty Infiltration, No Response to Conservative Treatment
<b>217</b>	Moderate symptoms, ASA Status 2, Identifiable Factors for Healing Failure PRESENT, Factors to Affect Outcome ABSENT, C4 Tear Classification, G 3-4 Atrophy/Fatty Infiltration, Response to Conservative Treatment
<b>218</b>	Moderate symptoms, ASA Status 2, Identifiable Factors for Healing Failure PRESENT, Factors to Affect Outcome ABSENT, C4 Tear Classification, G 3-4 Atrophy/Fatty Infiltration, No Response to Conservative Treatment
<b>219</b>	Moderate symptoms, ASA Status 2, Identifiable Factors for Healing Failure ABSENT, Factors to Affect Outcome PRESENT, C1 Tear Classification, G 0-2 Atrophy/Fatty Infiltration, Response to Conservative Treatment
<b>220</b>	Moderate symptoms, ASA Status 2, Identifiable Factors for Healing Failure ABSENT, Factors to Affect Outcome PRESENT, C1 Tear Classification, G 0-2 Atrophy/Fatty Infiltration, No Response to Conservative Treatment
<b>221</b>	Moderate symptoms, ASA Status 2, Identifiable Factors for Healing Failure ABSENT, Factors to Affect Outcome PRESENT, C2 Tear Classification, G 0-2 Atrophy/Fatty Infiltration, Response to Conservative Treatment
<b>222</b>	Moderate symptoms, ASA Status 2, Identifiable Factors for Healing Failure ABSENT, Factors to Affect Outcome PRESENT, C2 Tear Classification, G 0-2 Atrophy/Fatty Infiltration, No Response to Conservative Treatment
<b>223</b>	Moderate symptoms, ASA Status 2, Identifiable Factors for Healing Failure ABSENT, Factors to Affect Outcome PRESENT, C3 Tear Classification, G 0-2 Atrophy/Fatty Infiltration, Response to Conservative Treatment



<b>224</b>	Moderate symptoms, ASA Status 2, Identifiable Factors for Healing Failure ABSENT, Factors to Affect Outcome PRESENT, C3 Tear Classification, G 0-2 Atrophy/Fatty Infiltration, No Response to Conservative Treatment
<b>225</b>	Moderate symptoms, ASA Status 2, Identifiable Factors for Healing Failure ABSENT, Factors to Affect Outcome PRESENT, C3 Tear Classification, G 3-4 Atrophy/Fatty Infiltration, Response to Conservative Treatment
<b>226</b>	Moderate symptoms, ASA Status 2, Identifiable Factors for Healing Failure ABSENT, Factors to Affect Outcome PRESENT, C3 Tear Classification, G 3-4 Atrophy/Fatty Infiltration, No Response to Conservative Treatment
<b>227</b>	Moderate symptoms, ASA Status 2, Identifiable Factors for Healing Failure ABSENT, Factors to Affect Outcome PRESENT, C4 Tear Classification, G 0-2 Atrophy/Fatty Infiltration, Response to Conservative Treatment
<b>228</b>	Moderate symptoms, ASA Status 2, Identifiable Factors for Healing Failure ABSENT, Factors to Affect Outcome PRESENT, C4 Tear Classification, G 0-2 Atrophy/Fatty Infiltration, No Response to Conservative Treatment
<b>229</b>	Moderate symptoms, ASA Status 2, Identifiable Factors for Healing Failure ABSENT, Factors to Affect Outcome PRESENT, C4 Tear Classification, G 3-4 Atrophy/Fatty Infiltration, Response to Conservative Treatment
<b>230</b>	Moderate symptoms, ASA Status 2, Identifiable Factors for Healing Failure ABSENT, Factors to Affect Outcome PRESENT, C4 Tear Classification, G 3-4 Atrophy/Fatty Infiltration, No Response to Conservative Treatment
<b>231</b>	Moderate symptoms, ASA Status 2, Identifiable Factors for Healing Failure ABSENT, Factors to Affect Outcome ABSENT, C1 Tear Classification, G 0-2 Atrophy/Fatty Infiltration, Response to Conservative Treatment
<b>232</b>	Moderate symptoms, ASA Status 2, Identifiable Factors for Healing Failure ABSENT, Factors to Affect Outcome ABSENT, C1 Tear Classification, G 0-2 Atrophy/Fatty Infiltration, No Response to Conservative Treatment
<b>233</b>	Moderate symptoms, ASA Status 2, Identifiable Factors for Healing Failure ABSENT, Factors to Affect Outcome ABSENT, C2 Tear Classification, G 0-2 Atrophy/Fatty Infiltration, Response to Conservative Treatment
<b>234</b>	Moderate symptoms, ASA Status 2, Identifiable Factors for Healing Failure ABSENT, Factors to Affect Outcome ABSENT, C2 Tear Classification, G 0-2 Atrophy/Fatty Infiltration, No Response to Conservative Treatment
<b>235</b>	Moderate symptoms, ASA Status 2, Identifiable Factors for Healing Failure ABSENT, Factors to Affect Outcome ABSENT, C3 Tear Classification, G 0-2 Atrophy/Fatty Infiltration, Response to Conservative Treatment
<b>236</b>	Moderate symptoms, ASA Status 2, Identifiable Factors for Healing Failure ABSENT, Factors to Affect Outcome ABSENT, C3 Tear Classification, G 0-2 Atrophy/Fatty Infiltration, No Response to Conservative Treatment
<b>237</b>	Moderate symptoms, ASA Status 2, Identifiable Factors for Healing Failure ABSENT, Factors to Affect Outcome ABSENT, C3 Tear Classification, G 3-4 Atrophy/Fatty Infiltration, Response to Conservative Treatment
<b>238</b>	Moderate symptoms, ASA Status 2, Identifiable Factors for Healing Failure ABSENT, Factors to Affect Outcome ABSENT, C3 Tear Classification, G 3-4 Atrophy/Fatty Infiltration, No Response to Conservative Treatment
<b>239</b>	Moderate symptoms, ASA Status 2, Identifiable Factors for Healing Failure ABSENT, Factors to Affect Outcome ABSENT, C4 Tear Classification, G 0-2 Atrophy/Fatty Infiltration, Response to Conservative Treatment

<b>240</b>	Moderate symptoms, ASA Status 2, Identifiable Factors for Healing Failure ABSENT, Factors to Affect Outcome ABSENT, C4 Tear Classification, G 0-2 Atrophy/Fatty Infiltration, No Response to Conservative Treatment
<b>241</b>	Moderate symptoms, ASA Status 2, Identifiable Factors for Healing Failure ABSENT, Factors to Affect Outcome ABSENT, C4 Tear Classification, G 3-4 Atrophy/Fatty Infiltration, Response to Conservative Treatment
<b>242</b>	Moderate symptoms, ASA Status 2, Identifiable Factors for Healing Failure ABSENT, Factors to Affect Outcome ABSENT, C4 Tear Classification, G 3-4 Atrophy/Fatty Infiltration, No Response to Conservative Treatment
<b>243</b>	Moderate symptoms, ASA Status 3, Identifiable Factors for Healing Failure PRESENT, Factors to Affect Outcome PRESENT, C1 Tear Classification, G 0-2 Atrophy/Fatty Infiltration, Response to Conservative Treatment
<b>244</b>	Moderate symptoms, ASA Status 3, Identifiable Factors for Healing Failure PRESENT, Factors to Affect Outcome PRESENT, C1 Tear Classification, G 0-2 Atrophy/Fatty Infiltration, No Response to Conservative Treatment
<b>245</b>	Moderate symptoms, ASA Status 3, Identifiable Factors for Healing Failure PRESENT, Factors to Affect Outcome PRESENT, C2 Tear Classification, G 0-2 Atrophy/Fatty Infiltration, Response to Conservative Treatment
<b>246</b>	Moderate symptoms, ASA Status 3, Identifiable Factors for Healing Failure PRESENT, Factors to Affect Outcome PRESENT, C2 Tear Classification, G 0-2 Atrophy/Fatty Infiltration, No Response to Conservative Treatment
<b>247</b>	Moderate symptoms, ASA Status 3, Identifiable Factors for Healing Failure PRESENT, Factors to Affect Outcome PRESENT, C3 Tear Classification, G 0-2 Atrophy/Fatty Infiltration, Response to Conservative Treatment
<b>248</b>	Moderate symptoms, ASA Status 3, Identifiable Factors for Healing Failure PRESENT, Factors to Affect Outcome PRESENT, C3 Tear Classification, G 0-2 Atrophy/Fatty Infiltration, No Response to Conservative Treatment
<b>249</b>	Moderate symptoms, ASA Status 3, Identifiable Factors for Healing Failure PRESENT, Factors to Affect Outcome PRESENT, C3 Tear Classification, G 3-4 Atrophy/Fatty Infiltration, Response to Conservative Treatment
<b>250</b>	Moderate symptoms, ASA Status 3, Identifiable Factors for Healing Failure PRESENT, Factors to Affect Outcome PRESENT, C3 Tear Classification, G 3-4 Atrophy/Fatty Infiltration, No Response to Conservative Treatment
<b>251</b>	Moderate symptoms, ASA Status 3, Identifiable Factors for Healing Failure PRESENT, Factors to Affect Outcome PRESENT, C4 Tear Classification, G 0-2 Atrophy/Fatty Infiltration, Response to Conservative Treatment
<b>252</b>	Moderate symptoms, ASA Status 3, Identifiable Factors for Healing Failure PRESENT, Factors to Affect Outcome PRESENT, C4 Tear Classification, G 0-2 Atrophy/Fatty Infiltration, No Response to Conservative Treatment
<b>253</b>	Moderate symptoms, ASA Status 3, Identifiable Factors for Healing Failure PRESENT, Factors to Affect Outcome PRESENT, C4 Tear Classification, G 3-4 Atrophy/Fatty Infiltration, Response to Conservative Treatment
<b>254</b>	Moderate symptoms, ASA Status 3, Identifiable Factors for Healing Failure PRESENT, Factors to Affect Outcome PRESENT, C4 Tear Classification, G 3-4 Atrophy/Fatty Infiltration, No Response to Conservative Treatment
<b>255</b>	Moderate symptoms, ASA Status 3, Identifiable Factors for Healing Failure PRESENT, Factors to Affect Outcome ABSENT, C1 Tear Classification, G 0-2 Atrophy/Fatty Infiltration, Response to Conservative Treatment

<b>256</b>	Moderate symptoms, ASA Status 3, Identifiable Factors for Healing Failure PRESENT, Factors to Affect Outcome ABSENT, C1 Tear Classification, G 0-2 Atrophy/Fatty Infiltration, No Response to Conservative Treatment
<b>257</b>	Moderate symptoms, ASA Status 3, Identifiable Factors for Healing Failure PRESENT, Factors to Affect Outcome ABSENT, C2 Tear Classification, G 0-2 Atrophy/Fatty Infiltration, Response to Conservative Treatment
<b>258</b>	Moderate symptoms, ASA Status 3, Identifiable Factors for Healing Failure PRESENT, Factors to Affect Outcome ABSENT, C2 Tear Classification, G 0-2 Atrophy/Fatty Infiltration, No Response to Conservative Treatment
<b>259</b>	Moderate symptoms, ASA Status 3, Identifiable Factors for Healing Failure PRESENT, Factors to Affect Outcome ABSENT, C3 Tear Classification, G 0-2 Atrophy/Fatty Infiltration, Response to Conservative Treatment
<b>260</b>	Moderate symptoms, ASA Status 3, Identifiable Factors for Healing Failure PRESENT, Factors to Affect Outcome ABSENT, C3 Tear Classification, G 0-2 Atrophy/Fatty Infiltration, No Response to Conservative Treatment
<b>261</b>	Moderate symptoms, ASA Status 3, Identifiable Factors for Healing Failure PRESENT, Factors to Affect Outcome ABSENT, C3 Tear Classification, G 3-4 Atrophy/Fatty Infiltration, Response to Conservative Treatment
<b>262</b>	Moderate symptoms, ASA Status 3, Identifiable Factors for Healing Failure PRESENT, Factors to Affect Outcome ABSENT, C3 Tear Classification, G 3-4 Atrophy/Fatty Infiltration, No Response to Conservative Treatment
<b>263</b>	Moderate symptoms, ASA Status 3, Identifiable Factors for Healing Failure PRESENT, Factors to Affect Outcome ABSENT, C4 Tear Classification, G 0-2 Atrophy/Fatty Infiltration, Response to Conservative Treatment
<b>264</b>	Moderate symptoms, ASA Status 3, Identifiable Factors for Healing Failure PRESENT, Factors to Affect Outcome ABSENT, C4 Tear Classification, G 0-2 Atrophy/Fatty Infiltration, No Response to Conservative Treatment
<b>265</b>	Moderate symptoms, ASA Status 3, Identifiable Factors for Healing Failure PRESENT, Factors to Affect Outcome ABSENT, C4 Tear Classification, G 3-4 Atrophy/Fatty Infiltration, Response to Conservative Treatment
<b>266</b>	Moderate symptoms, ASA Status 3, Identifiable Factors for Healing Failure PRESENT, Factors to Affect Outcome ABSENT, C4 Tear Classification, G 3-4 Atrophy/Fatty Infiltration, No Response to Conservative Treatment
<b>267</b>	Moderate symptoms, ASA Status 3, Identifiable Factors for Healing Failure ABSENT, Factors to Affect Outcome PRESENT, C1 Tear Classification, G 0-2 Atrophy/Fatty Infiltration, Response to Conservative Treatment
<b>268</b>	Moderate symptoms, ASA Status 3, Identifiable Factors for Healing Failure ABSENT, Factors to Affect Outcome PRESENT, C1 Tear Classification, G 0-2 Atrophy/Fatty Infiltration, No Response to Conservative Treatment
<b>269</b>	Moderate symptoms, ASA Status 3, Identifiable Factors for Healing Failure ABSENT, Factors to Affect Outcome PRESENT, C2 Tear Classification, G 0-2 Atrophy/Fatty Infiltration, Response to Conservative Treatment
<b>270</b>	Moderate symptoms, ASA Status 3, Identifiable Factors for Healing Failure ABSENT, Factors to Affect Outcome PRESENT, C2 Tear Classification, G 0-2 Atrophy/Fatty Infiltration, No Response to Conservative Treatment
<b>271</b>	Moderate symptoms, ASA Status 3, Identifiable Factors for Healing Failure ABSENT, Factors to Affect Outcome PRESENT, C3 Tear Classification, G 0-2 Atrophy/Fatty Infiltration, Response to Conservative Treatment

<b>272</b>	Moderate symptoms, ASA Status 3, Identifiable Factors for Healing Failure ABSENT, Factors to Affect Outcome PRESENT, C3 Tear Classification, G 0-2 Atrophy/Fatty Infiltration, No Response to Conservative Treatment
<b>273</b>	Moderate symptoms, ASA Status 3, Identifiable Factors for Healing Failure ABSENT, Factors to Affect Outcome PRESENT, C3 Tear Classification, G 3-4 Atrophy/Fatty Infiltration, Response to Conservative Treatment
<b>274</b>	Moderate symptoms, ASA Status 3, Identifiable Factors for Healing Failure ABSENT, Factors to Affect Outcome PRESENT, C3 Tear Classification, G 3-4 Atrophy/Fatty Infiltration, No Response to Conservative Treatment
<b>275</b>	Moderate symptoms, ASA Status 3, Identifiable Factors for Healing Failure ABSENT, Factors to Affect Outcome PRESENT, C4 Tear Classification, G 0-2 Atrophy/Fatty Infiltration, Response to Conservative Treatment
<b>276</b>	Moderate symptoms, ASA Status 3, Identifiable Factors for Healing Failure ABSENT, Factors to Affect Outcome PRESENT, C4 Tear Classification, G 0-2 Atrophy/Fatty Infiltration, No Response to Conservative Treatment
<b>277</b>	Moderate symptoms, ASA Status 3, Identifiable Factors for Healing Failure ABSENT, Factors to Affect Outcome PRESENT, C4 Tear Classification, G 3-4 Atrophy/Fatty Infiltration, Response to Conservative Treatment
<b>278</b>	Moderate symptoms, ASA Status 3, Identifiable Factors for Healing Failure ABSENT, Factors to Affect Outcome PRESENT, C4 Tear Classification, G 3-4 Atrophy/Fatty Infiltration, No Response to Conservative Treatment
<b>279</b>	Moderate symptoms, ASA Status 3, Identifiable Factors for Healing Failure ABSENT, Factors to Affect Outcome ABSENT, C1 Tear Classification, G 0-2 Atrophy/Fatty Infiltration, Response to Conservative Treatment
<b>280</b>	Moderate symptoms, ASA Status 3, Identifiable Factors for Healing Failure ABSENT, Factors to Affect Outcome ABSENT, C1 Tear Classification, G 0-2 Atrophy/Fatty Infiltration, No Response to Conservative Treatment
<b>281</b>	Moderate symptoms, ASA Status 3, Identifiable Factors for Healing Failure ABSENT, Factors to Affect Outcome ABSENT, C2 Tear Classification, G 0-2 Atrophy/Fatty Infiltration, Response to Conservative Treatment
<b>282</b>	Moderate symptoms, ASA Status 3, Identifiable Factors for Healing Failure ABSENT, Factors to Affect Outcome ABSENT, C2 Tear Classification, G 0-2 Atrophy/Fatty Infiltration, No Response to Conservative Treatment
<b>283</b>	Moderate symptoms, ASA Status 3, Identifiable Factors for Healing Failure ABSENT, Factors to Affect Outcome ABSENT, C3 Tear Classification, G 0-2 Atrophy/Fatty Infiltration, Response to Conservative Treatment
<b>284</b>	Moderate symptoms, ASA Status 3, Identifiable Factors for Healing Failure ABSENT, Factors to Affect Outcome ABSENT, C3 Tear Classification, G 0-2 Atrophy/Fatty Infiltration, No Response to Conservative Treatment
<b>285</b>	Moderate symptoms, ASA Status 3, Identifiable Factors for Healing Failure ABSENT, Factors to Affect Outcome ABSENT, C3 Tear Classification, G 3-4 Atrophy/Fatty Infiltration, Response to Conservative Treatment
<b>286</b>	Moderate symptoms, ASA Status 3, Identifiable Factors for Healing Failure ABSENT, Factors to Affect Outcome ABSENT, C3 Tear Classification, G 3-4 Atrophy/Fatty Infiltration, No Response to Conservative Treatment
<b>287</b>	Moderate symptoms, ASA Status 3, Identifiable Factors for Healing Failure ABSENT, Factors to Affect Outcome ABSENT, C4 Tear Classification, G 0-2 Atrophy/Fatty Infiltration, Response to Conservative Treatment

<b>288</b>	Moderate symptoms, ASA Status 3, Identifiable Factors for Healing Failure ABSENT, Factors to Affect Outcome ABSENT, C4 Tear Classification, G 0-2 Atrophy/Fatty Infiltration, No Response to Conservative Treatment
<b>289</b>	Moderate symptoms, ASA Status 3, Identifiable Factors for Healing Failure ABSENT, Factors to Affect Outcome ABSENT, C4 Tear Classification, G 3-4 Atrophy/Fatty Infiltration, Response to Conservative Treatment
<b>290</b>	Moderate symptoms, ASA Status 3, Identifiable Factors for Healing Failure ABSENT, Factors to Affect Outcome ABSENT, C4 Tear Classification, G 3-4 Atrophy/Fatty Infiltration, No Response to Conservative Treatment

## SCENARIOS 291-434 (PATIENTS EXHIBITING SEVERE SYMPTOMS)

### Scenarios Categorized by Severe Symptoms

Scenario #	Patient Characteristics
291	Severe Symptoms, ASA Status 1, Identifiable Factors for Healing Failure PRESENT, Factors to Affect Outcome PRESENT, C1 Tear Classification, G 0-2 Atrophy/Fatty Infiltration, Response to Conservative Treatment
292	Severe Symptoms, ASA Status 1, Identifiable Factors for Healing Failure PRESENT, Factors to Affect Outcome PRESENT, C1 Tear Classification, G 0-2 Atrophy/Fatty Infiltration, No Response to Conservative Treatment
293	Severe Symptoms, ASA Status 1, Identifiable Factors for Healing Failure PRESENT, Factors to Affect Outcome PRESENT, C2 Tear Classification, G 0-2 Atrophy/Fatty Infiltration, Response to Conservative Treatment
294	Severe Symptoms, ASA Status 1, Identifiable Factors for Healing Failure PRESENT, Factors to Affect Outcome PRESENT, C2 Tear Classification, G 0-2 Atrophy/Fatty Infiltration, No Response to Conservative Treatment
295	Severe Symptoms, ASA Status 1, Identifiable Factors for Healing Failure PRESENT, Factors to Affect Outcome PRESENT, C3 Tear Classification, G 0-2 Atrophy/Fatty Infiltration, Response to Conservative Treatment
296	Severe Symptoms, ASA Status 1, Identifiable Factors for Healing Failure PRESENT, Factors to Affect Outcome PRESENT, C3 Tear Classification, G 0-2 Atrophy/Fatty Infiltration, No Response to Conservative Treatment
297	Severe Symptoms, ASA Status 1, Identifiable Factors for Healing Failure PRESENT, Factors to Affect Outcome PRESENT, C3 Tear Classification, G 3-4 Atrophy/Fatty Infiltration, Response to Conservative Treatment
298	Severe Symptoms, ASA Status 1, Identifiable Factors for Healing Failure PRESENT, Factors to Affect Outcome PRESENT, C3 Tear Classification, G 3-4 Atrophy/Fatty Infiltration, No Response to Conservative Treatment
299	Severe Symptoms, ASA Status 1, Identifiable Factors for Healing Failure PRESENT, Factors to Affect Outcome PRESENT, C4 Tear Classification, G 0-2 Atrophy/Fatty Infiltration, Response to Conservative Treatment
300	Severe Symptoms, ASA Status 1, Identifiable Factors for Healing Failure PRESENT, Factors to Affect Outcome PRESENT, C4 Tear Classification, G 0-2 Atrophy/Fatty Infiltration, No Response to Conservative Treatment
301	Severe Symptoms, ASA Status 1, Identifiable Factors for Healing Failure PRESENT, Factors to Affect Outcome PRESENT, C4 Tear Classification, G 3-4 Atrophy/Fatty Infiltration, Response to Conservative Treatment
302	Severe Symptoms, ASA Status 1, Identifiable Factors for Healing Failure PRESENT, Factors to Affect Outcome PRESENT, C4 Tear Classification, G 3-4 Atrophy/Fatty Infiltration, No Response to Conservative Treatment
303	Severe Symptoms, ASA Status 1, Identifiable Factors for Healing Failure PRESENT, Factors to Affect Outcome ABSENT, C1 Tear Classification, G 0-2 Atrophy/Fatty Infiltration, Response to Conservative Treatment

<b>304</b>	Severe Symptoms, ASA Status 1, Identifiable Factors for Healing Failure PRESENT, Factors to Affect Outcome ABSENT, C1 Tear Classification, G 0-2 Atrophy/Fatty Infiltration, No Response to Conservative Treatment
<b>305</b>	Severe Symptoms, ASA Status 1, Identifiable Factors for Healing Failure PRESENT, Factors to Affect Outcome ABSENT, C2 Tear Classification, G 0-2 Atrophy/Fatty Infiltration, Response to Conservative Treatment
<b>306</b>	Severe Symptoms, ASA Status 1, Identifiable Factors for Healing Failure PRESENT, Factors to Affect Outcome ABSENT, C2 Tear Classification, G 0-2 Atrophy/Fatty Infiltration, No Response to Conservative Treatment
<b>307</b>	Severe Symptoms, ASA Status 1, Identifiable Factors for Healing Failure PRESENT, Factors to Affect Outcome ABSENT, C3 Tear Classification, G 0-2 Atrophy/Fatty Infiltration, Response to Conservative Treatment
<b>308</b>	Severe Symptoms, ASA Status 1, Identifiable Factors for Healing Failure PRESENT, Factors to Affect Outcome ABSENT, C3 Tear Classification, G 0-2 Atrophy/Fatty Infiltration, No Response to Conservative Treatment
<b>309</b>	Severe Symptoms, ASA Status 1, Identifiable Factors for Healing Failure PRESENT, Factors to Affect Outcome ABSENT, C3 Tear Classification, G 3-4 Atrophy/Fatty Infiltration, Response to Conservative Treatment
<b>310</b>	Severe Symptoms, ASA Status 1, Identifiable Factors for Healing Failure PRESENT, Factors to Affect Outcome ABSENT, C3 Tear Classification, G 3-4 Atrophy/Fatty Infiltration, No Response to Conservative Treatment
<b>311</b>	Severe Symptoms, ASA Status 1, Identifiable Factors for Healing Failure PRESENT, Factors to Affect Outcome ABSENT, C4 Tear Classification, G 0-2 Atrophy/Fatty Infiltration, Response to Conservative Treatment
<b>312</b>	Severe Symptoms, ASA Status 1, Identifiable Factors for Healing Failure PRESENT, Factors to Affect Outcome ABSENT, C4 Tear Classification, G 0-2 Atrophy/Fatty Infiltration, No Response to Conservative Treatment
<b>313</b>	Severe Symptoms, ASA Status 1, Identifiable Factors for Healing Failure PRESENT, Factors to Affect Outcome ABSENT, C4 Tear Classification, G 3-4 Atrophy/Fatty Infiltration, Response to Conservative Treatment
<b>314</b>	Severe Symptoms, ASA Status 1, Identifiable Factors for Healing Failure PRESENT, Factors to Affect Outcome ABSENT, C4 Tear Classification, G 3-4 Atrophy/Fatty Infiltration, No Response to Conservative Treatment
<b>315</b>	Severe Symptoms, ASA Status 1, Identifiable Factors for Healing Failure ABSENT, Factors to Affect Outcome PRESENT, C1 Tear Classification, G 0-2 Atrophy/Fatty Infiltration, Response to Conservative Treatment
<b>316</b>	Severe Symptoms, ASA Status 1, Identifiable Factors for Healing Failure ABSENT, Factors to Affect Outcome PRESENT, C1 Tear Classification, G 0-2 Atrophy/Fatty Infiltration, No Response to Conservative Treatment
<b>317</b>	Severe Symptoms, ASA Status 1, Identifiable Factors for Healing Failure ABSENT, Factors to Affect Outcome PRESENT, C2 Tear Classification, G 0-2 Atrophy/Fatty Infiltration, Response to Conservative Treatment
<b>318</b>	Severe Symptoms, ASA Status 1, Identifiable Factors for Healing Failure ABSENT, Factors to Affect Outcome PRESENT, C2 Tear Classification, G 0-2 Atrophy/Fatty Infiltration, No Response to Conservative Treatment
<b>319</b>	Severe Symptoms, ASA Status 1, Identifiable Factors for Healing Failure ABSENT, Factors to Affect Outcome PRESENT, C3 Tear Classification, G 0-2 Atrophy/Fatty Infiltration, Response to Conservative Treatment

<b>320</b>	Severe Symptoms, ASA Status 1, Identifiable Factors for Healing Failure ABSENT, Factors to Affect Outcome PRESENT, C3 Tear Classification, G 0-2 Atrophy/Fatty Infiltration, No Response to Conservative Treatment
<b>321</b>	Severe Symptoms, ASA Status 1, Identifiable Factors for Healing Failure ABSENT, Factors to Affect Outcome PRESENT, C3 Tear Classification, G 3-4 Atrophy/Fatty Infiltration, Response to Conservative Treatment
<b>322</b>	Severe Symptoms, ASA Status 1, Identifiable Factors for Healing Failure ABSENT, Factors to Affect Outcome PRESENT, C3 Tear Classification, G 3-4 Atrophy/Fatty Infiltration, No Response to Conservative Treatment
<b>323</b>	Severe Symptoms, ASA Status 1, Identifiable Factors for Healing Failure ABSENT, Factors to Affect Outcome PRESENT, C4 Tear Classification, G 0-2 Atrophy/Fatty Infiltration, Response to Conservative Treatment
<b>324</b>	Severe Symptoms, ASA Status 1, Identifiable Factors for Healing Failure ABSENT, Factors to Affect Outcome PRESENT, C4 Tear Classification, G 0-2 Atrophy/Fatty Infiltration, No Response to Conservative Treatment
<b>325</b>	Severe Symptoms, ASA Status 1, Identifiable Factors for Healing Failure ABSENT, Factors to Affect Outcome PRESENT, C4 Tear Classification, G 3-4 Atrophy/Fatty Infiltration, Response to Conservative Treatment
<b>326</b>	Severe Symptoms, ASA Status 1, Identifiable Factors for Healing Failure ABSENT, Factors to Affect Outcome PRESENT, C4 Tear Classification, G 3-4 Atrophy/Fatty Infiltration, No Response to Conservative Treatment
<b>327</b>	Severe Symptoms, ASA Status 1, Identifiable Factors for Healing Failure ABSENT, Factors to Affect Outcome ABSENT, C1 Tear Classification, G 0-2 Atrophy/Fatty Infiltration, Response to Conservative Treatment
<b>328</b>	Severe Symptoms, ASA Status 1, Identifiable Factors for Healing Failure ABSENT, Factors to Affect Outcome ABSENT, C1 Tear Classification, G 0-2 Atrophy/Fatty Infiltration, No Response to Conservative Treatment
<b>329</b>	Severe Symptoms, ASA Status 1, Identifiable Factors for Healing Failure ABSENT, Factors to Affect Outcome ABSENT, C2 Tear Classification, G 0-2 Atrophy/Fatty Infiltration, Response to Conservative Treatment
<b>330</b>	Severe Symptoms, ASA Status 1, Identifiable Factors for Healing Failure ABSENT, Factors to Affect Outcome ABSENT, C2 Tear Classification, G 0-2 Atrophy/Fatty Infiltration, No Response to Conservative Treatment
<b>331</b>	Severe Symptoms, ASA Status 1, Identifiable Factors for Healing Failure ABSENT, Factors to Affect Outcome ABSENT, C3 Tear Classification, G 0-2 Atrophy/Fatty Infiltration, Response to Conservative Treatment
<b>332</b>	Severe Symptoms, ASA Status 1, Identifiable Factors for Healing Failure ABSENT, Factors to Affect Outcome ABSENT, C3 Tear Classification, G 0-2 Atrophy/Fatty Infiltration, No Response to Conservative Treatment
<b>333</b>	Severe Symptoms, ASA Status 1, Identifiable Factors for Healing Failure ABSENT, Factors to Affect Outcome ABSENT, C3 Tear Classification, G 3-4 Atrophy/Fatty Infiltration, Response to Conservative Treatment
<b>334</b>	Severe Symptoms, ASA Status 1, Identifiable Factors for Healing Failure ABSENT, Factors to Affect Outcome ABSENT, C3 Tear Classification, G 3-4 Atrophy/Fatty Infiltration, No Response to Conservative Treatment
<b>335</b>	Severe Symptoms, ASA Status 1, Identifiable Factors for Healing Failure ABSENT, Factors to Affect Outcome ABSENT, C4 Tear Classification, G 0-2 Atrophy/Fatty Infiltration, Response to Conservative Treatment



<b>336</b>	Severe Symptoms, ASA Status 1, Identifiable Factors for Healing Failure ABSENT, Factors to Affect Outcome ABSENT, C4 Tear Classification, G 0-2 Atrophy/Fatty Infiltration, No Response to Conservative Treatment
<b>337</b>	Severe Symptoms, ASA Status 1, Identifiable Factors for Healing Failure ABSENT, Factors to Affect Outcome ABSENT, C4 Tear Classification, G 3-4 Atrophy/Fatty Infiltration, Response to Conservative Treatment
<b>338</b>	Severe Symptoms, ASA Status 1, Identifiable Factors for Healing Failure ABSENT, Factors to Affect Outcome ABSENT, C4 Tear Classification, G 3-4 Atrophy/Fatty Infiltration, No Response to Conservative Treatment
<b>339</b>	Severe Symptoms, ASA Status 2, Identifiable Factors for Healing Failure PRESENT, Factors to Affect Outcome PRESENT, C1 Tear Classification, G 0-2 Atrophy/Fatty Infiltration, Response to Conservative Treatment
<b>340</b>	Severe Symptoms, ASA Status 2, Identifiable Factors for Healing Failure PRESENT, Factors to Affect Outcome PRESENT, C1 Tear Classification, G 0-2 Atrophy/Fatty Infiltration, No Response to Conservative Treatment
<b>341</b>	Severe Symptoms, ASA Status 2, Identifiable Factors for Healing Failure PRESENT, Factors to Affect Outcome PRESENT, C2 Tear Classification, G 0-2 Atrophy/Fatty Infiltration, Response to Conservative Treatment
<b>342</b>	Severe Symptoms, ASA Status 2, Identifiable Factors for Healing Failure PRESENT, Factors to Affect Outcome PRESENT, C2 Tear Classification, G 0-2 Atrophy/Fatty Infiltration, No Response to Conservative Treatment
<b>343</b>	Severe Symptoms, ASA Status 2, Identifiable Factors for Healing Failure PRESENT, Factors to Affect Outcome PRESENT, C3 Tear Classification, G 0-2 Atrophy/Fatty Infiltration, Response to Conservative Treatment
<b>344</b>	Severe Symptoms, ASA Status 2, Identifiable Factors for Healing Failure PRESENT, Factors to Affect Outcome PRESENT, C3 Tear Classification, G 0-2 Atrophy/Fatty Infiltration, No Response to Conservative Treatment
<b>345</b>	Severe Symptoms, ASA Status 2, Identifiable Factors for Healing Failure PRESENT, Factors to Affect Outcome PRESENT, C3 Tear Classification, G 3-4 Atrophy/Fatty Infiltration, Response to Conservative Treatment
<b>346</b>	Severe Symptoms, ASA Status 2, Identifiable Factors for Healing Failure PRESENT, Factors to Affect Outcome PRESENT, C3 Tear Classification, G 3-4 Atrophy/Fatty Infiltration, No Response to Conservative Treatment
<b>347</b>	Severe Symptoms, ASA Status 2, Identifiable Factors for Healing Failure PRESENT, Factors to Affect Outcome PRESENT, C4 Tear Classification, G 0-2 Atrophy/Fatty Infiltration, Response to Conservative Treatment
<b>348</b>	Severe Symptoms, ASA Status 2, Identifiable Factors for Healing Failure PRESENT, Factors to Affect Outcome PRESENT, C4 Tear Classification, G 0-2 Atrophy/Fatty Infiltration, No Response to Conservative Treatment
<b>349</b>	Severe Symptoms, ASA Status 2, Identifiable Factors for Healing Failure PRESENT, Factors to Affect Outcome PRESENT, C4 Tear Classification, G 3-4 Atrophy/Fatty Infiltration, Response to Conservative Treatment
<b>350</b>	Severe Symptoms, ASA Status 2, Identifiable Factors for Healing Failure PRESENT, Factors to Affect Outcome PRESENT, C4 Tear Classification, G 3-4 Atrophy/Fatty Infiltration, No Response to Conservative Treatment
<b>351</b>	Severe Symptoms, ASA Status 2, Identifiable Factors for Healing Failure PRESENT, Factors to Affect Outcome ABSENT, C1 Tear Classification, G 0-2 Atrophy/Fatty Infiltration, Response to Conservative Treatment

<b>352</b>	Severe Symptoms, ASA Status 2, Identifiable Factors for Healing Failure PRESENT, Factors to Affect Outcome ABSENT, C1 Tear Classification, G 0-2 Atrophy/Fatty Infiltration, No Response to Conservative Treatment
<b>353</b>	Severe Symptoms, ASA Status 2, Identifiable Factors for Healing Failure PRESENT, Factors to Affect Outcome ABSENT, C2 Tear Classification, G 0-2 Atrophy/Fatty Infiltration, Response to Conservative Treatment
<b>354</b>	Severe Symptoms, ASA Status 2, Identifiable Factors for Healing Failure PRESENT, Factors to Affect Outcome ABSENT, C2 Tear Classification, G 0-2 Atrophy/Fatty Infiltration, No Response to Conservative Treatment
<b>355</b>	Severe Symptoms, ASA Status 2, Identifiable Factors for Healing Failure PRESENT, Factors to Affect Outcome ABSENT, C3 Tear Classification, G 0-2 Atrophy/Fatty Infiltration, Response to Conservative Treatment
<b>356</b>	Severe Symptoms, ASA Status 2, Identifiable Factors for Healing Failure PRESENT, Factors to Affect Outcome ABSENT, C3 Tear Classification, G 0-2 Atrophy/Fatty Infiltration, No Response to Conservative Treatment
<b>357</b>	Severe Symptoms, ASA Status 2, Identifiable Factors for Healing Failure PRESENT, Factors to Affect Outcome ABSENT, C3 Tear Classification, G 3-4 Atrophy/Fatty Infiltration, Response to Conservative Treatment
<b>358</b>	Severe Symptoms, ASA Status 2, Identifiable Factors for Healing Failure PRESENT, Factors to Affect Outcome ABSENT, C3 Tear Classification, G 3-4 Atrophy/Fatty Infiltration, No Response to Conservative Treatment
<b>359</b>	Severe Symptoms, ASA Status 2, Identifiable Factors for Healing Failure PRESENT, Factors to Affect Outcome ABSENT, C4 Tear Classification, G 0-2 Atrophy/Fatty Infiltration, Response to Conservative Treatment
<b>360</b>	Severe Symptoms, ASA Status 2, Identifiable Factors for Healing Failure PRESENT, Factors to Affect Outcome ABSENT, C4 Tear Classification, G 0-2 Atrophy/Fatty Infiltration, No Response to Conservative Treatment
<b>361</b>	Severe Symptoms, ASA Status 2, Identifiable Factors for Healing Failure PRESENT, Factors to Affect Outcome ABSENT, C4 Tear Classification, G 3-4 Atrophy/Fatty Infiltration, Response to Conservative Treatment
<b>362</b>	Severe Symptoms, ASA Status 2, Identifiable Factors for Healing Failure PRESENT, Factors to Affect Outcome ABSENT, C4 Tear Classification, G 3-4 Atrophy/Fatty Infiltration, No Response to Conservative Treatment
<b>363</b>	Severe Symptoms, ASA Status 2, Identifiable Factors for Healing Failure ABSENT, Factors to Affect Outcome PRESENT, C1 Tear Classification, G 0-2 Atrophy/Fatty Infiltration, Response to Conservative Treatment
<b>364</b>	Severe Symptoms, ASA Status 2, Identifiable Factors for Healing Failure ABSENT, Factors to Affect Outcome PRESENT, C1 Tear Classification, G 0-2 Atrophy/Fatty Infiltration, No Response to Conservative Treatment
<b>365</b>	Severe Symptoms, ASA Status 2, Identifiable Factors for Healing Failure ABSENT, Factors to Affect Outcome PRESENT, C2 Tear Classification, G 0-2 Atrophy/Fatty Infiltration, Response to Conservative Treatment
<b>366</b>	Severe Symptoms, ASA Status 2, Identifiable Factors for Healing Failure ABSENT, Factors to Affect Outcome PRESENT, C2 Tear Classification, G 0-2 Atrophy/Fatty Infiltration, No Response to Conservative Treatment
<b>367</b>	Severe Symptoms, ASA Status 2, Identifiable Factors for Healing Failure ABSENT, Factors to Affect Outcome PRESENT, C3 Tear Classification, G 0-2 Atrophy/Fatty Infiltration, Response to Conservative Treatment

<b>368</b>	Severe Symptoms, ASA Status 2, Identifiable Factors for Healing Failure ABSENT, Factors to Affect Outcome PRESENT, C3 Tear Classification, G 0-2 Atrophy/Fatty Infiltration, No Response to Conservative Treatment
<b>369</b>	Severe Symptoms, ASA Status 2, Identifiable Factors for Healing Failure ABSENT, Factors to Affect Outcome PRESENT, C3 Tear Classification, G 3-4 Atrophy/Fatty Infiltration, Response to Conservative Treatment
<b>370</b>	Severe Symptoms, ASA Status 2, Identifiable Factors for Healing Failure ABSENT, Factors to Affect Outcome PRESENT, C3 Tear Classification, G 3-4 Atrophy/Fatty Infiltration, No Response to Conservative Treatment
<b>371</b>	Severe Symptoms, ASA Status 2, Identifiable Factors for Healing Failure ABSENT, Factors to Affect Outcome PRESENT, C4 Tear Classification, G 0-2 Atrophy/Fatty Infiltration, Response to Conservative Treatment
<b>372</b>	Severe Symptoms, ASA Status 2, Identifiable Factors for Healing Failure ABSENT, Factors to Affect Outcome PRESENT, C4 Tear Classification, G 0-2 Atrophy/Fatty Infiltration, No Response to Conservative Treatment
<b>373</b>	Severe Symptoms, ASA Status 2, Identifiable Factors for Healing Failure ABSENT, Factors to Affect Outcome PRESENT, C4 Tear Classification, G 3-4 Atrophy/Fatty Infiltration, Response to Conservative Treatment
<b>374</b>	Severe Symptoms, ASA Status 2, Identifiable Factors for Healing Failure ABSENT, Factors to Affect Outcome PRESENT, C4 Tear Classification, G 3-4 Atrophy/Fatty Infiltration, No Response to Conservative Treatment
<b>375</b>	Severe Symptoms, ASA Status 2, Identifiable Factors for Healing Failure ABSENT, Factors to Affect Outcome ABSENT, C1 Tear Classification, G 0-2 Atrophy/Fatty Infiltration, Response to Conservative Treatment
<b>376</b>	Severe Symptoms, ASA Status 2, Identifiable Factors for Healing Failure ABSENT, Factors to Affect Outcome ABSENT, C1 Tear Classification, G 0-2 Atrophy/Fatty Infiltration, No Response to Conservative Treatment
<b>377</b>	Severe Symptoms, ASA Status 2, Identifiable Factors for Healing Failure ABSENT, Factors to Affect Outcome ABSENT, C2 Tear Classification, G 0-2 Atrophy/Fatty Infiltration, Response to Conservative Treatment
<b>378</b>	Severe Symptoms, ASA Status 2, Identifiable Factors for Healing Failure ABSENT, Factors to Affect Outcome ABSENT, C2 Tear Classification, G 0-2 Atrophy/Fatty Infiltration, No Response to Conservative Treatment
<b>379</b>	Severe Symptoms, ASA Status 2, Identifiable Factors for Healing Failure ABSENT, Factors to Affect Outcome ABSENT, C3 Tear Classification, G 0-2 Atrophy/Fatty Infiltration, Response to Conservative Treatment
<b>380</b>	Severe Symptoms, ASA Status 2, Identifiable Factors for Healing Failure ABSENT, Factors to Affect Outcome ABSENT, C3 Tear Classification, G 0-2 Atrophy/Fatty Infiltration, No Response to Conservative Treatment
<b>381</b>	Severe Symptoms, ASA Status 2, Identifiable Factors for Healing Failure ABSENT, Factors to Affect Outcome ABSENT, C3 Tear Classification, G 3-4 Atrophy/Fatty Infiltration, Response to Conservative Treatment
<b>382</b>	Severe Symptoms, ASA Status 2, Identifiable Factors for Healing Failure ABSENT, Factors to Affect Outcome ABSENT, C3 Tear Classification, G 3-4 Atrophy/Fatty Infiltration, No Response to Conservative Treatment
<b>383</b>	Severe Symptoms, ASA Status 2, Identifiable Factors for Healing Failure ABSENT, Factors to Affect Outcome ABSENT, C4 Tear Classification, G 0-2 Atrophy/Fatty Infiltration, Response to Conservative Treatment

<b>384</b>	Severe Symptoms, ASA Status 2, Identifiable Factors for Healing Failure ABSENT, Factors to Affect Outcome ABSENT, C4 Tear Classification, G 0-2 Atrophy/Fatty Infiltration, No Response to Conservative Treatment
<b>385</b>	Severe Symptoms, ASA Status 2, Identifiable Factors for Healing Failure ABSENT, Factors to Affect Outcome ABSENT, C4 Tear Classification, G 3-4 Atrophy/Fatty Infiltration, Response to Conservative Treatment
<b>386</b>	Severe Symptoms, ASA Status 2, Identifiable Factors for Healing Failure ABSENT, Factors to Affect Outcome ABSENT, C4 Tear Classification, G 3-4 Atrophy/Fatty Infiltration, No Response to Conservative Treatment
<b>387</b>	Severe Symptoms, ASA Status 3, Identifiable Factors for Healing Failure PRESENT, Factors to Affect Outcome PRESENT, C1 Tear Classification, G 0-2 Atrophy/Fatty Infiltration, Response to Conservative Treatment
<b>388</b>	Severe Symptoms, ASA Status 3, Identifiable Factors for Healing Failure PRESENT, Factors to Affect Outcome PRESENT, C1 Tear Classification, G 0-2 Atrophy/Fatty Infiltration, No Response to Conservative Treatment
<b>389</b>	Severe Symptoms, ASA Status 3, Identifiable Factors for Healing Failure PRESENT, Factors to Affect Outcome PRESENT, C2 Tear Classification, G 0-2 Atrophy/Fatty Infiltration, Response to Conservative Treatment
<b>390</b>	Severe Symptoms, ASA Status 3, Identifiable Factors for Healing Failure PRESENT, Factors to Affect Outcome PRESENT, C2 Tear Classification, G 0-2 Atrophy/Fatty Infiltration, No Response to Conservative Treatment
<b>391</b>	Severe Symptoms, ASA Status 3, Identifiable Factors for Healing Failure PRESENT, Factors to Affect Outcome PRESENT, C3 Tear Classification, G 0-2 Atrophy/Fatty Infiltration, Response to Conservative Treatment
<b>392</b>	Severe Symptoms, ASA Status 3, Identifiable Factors for Healing Failure PRESENT, Factors to Affect Outcome PRESENT, C3 Tear Classification, G 0-2 Atrophy/Fatty Infiltration, No Response to Conservative Treatment
<b>393</b>	Severe Symptoms, ASA Status 3, Identifiable Factors for Healing Failure PRESENT, Factors to Affect Outcome PRESENT, C3 Tear Classification, G 3-4 Atrophy/Fatty Infiltration, Response to Conservative Treatment
<b>394</b>	Severe Symptoms, ASA Status 3, Identifiable Factors for Healing Failure PRESENT, Factors to Affect Outcome PRESENT, C3 Tear Classification, G 3-4 Atrophy/Fatty Infiltration, No Response to Conservative Treatment
<b>395</b>	Severe Symptoms, ASA Status 3, Identifiable Factors for Healing Failure PRESENT, Factors to Affect Outcome PRESENT, C4 Tear Classification, G 0-2 Atrophy/Fatty Infiltration, Response to Conservative Treatment
<b>396</b>	Severe Symptoms, ASA Status 3, Identifiable Factors for Healing Failure PRESENT, Factors to Affect Outcome PRESENT, C4 Tear Classification, G 0-2 Atrophy/Fatty Infiltration, No Response to Conservative Treatment
<b>397</b>	Severe Symptoms, ASA Status 3, Identifiable Factors for Healing Failure PRESENT, Factors to Affect Outcome PRESENT, C4 Tear Classification, G 3-4 Atrophy/Fatty Infiltration, Response to Conservative Treatment
<b>398</b>	Severe Symptoms, ASA Status 3, Identifiable Factors for Healing Failure PRESENT, Factors to Affect Outcome PRESENT, C4 Tear Classification, G 3-4 Atrophy/Fatty Infiltration, No Response to Conservative Treatment
<b>399</b>	Severe Symptoms, ASA Status 3, Identifiable Factors for Healing Failure PRESENT, Factors to Affect Outcome ABSENT, C1 Tear Classification, G 0-2 Atrophy/Fatty Infiltration, Response to Conservative Treatment

<b>400</b>	Severe Symptoms, ASA Status 3, Identifiable Factors for Healing Failure PRESENT, Factors to Affect Outcome ABSENT, C1 Tear Classification, G 0-2 Atrophy/Fatty Infiltration, No Response to Conservative Treatment
<b>401</b>	Severe Symptoms, ASA Status 3, Identifiable Factors for Healing Failure PRESENT, Factors to Affect Outcome ABSENT, C2 Tear Classification, G 0-2 Atrophy/Fatty Infiltration, Response to Conservative Treatment
<b>402</b>	Severe Symptoms, ASA Status 3, Identifiable Factors for Healing Failure PRESENT, Factors to Affect Outcome ABSENT, C2 Tear Classification, G 0-2 Atrophy/Fatty Infiltration, No Response to Conservative Treatment
<b>403</b>	Severe Symptoms, ASA Status 3, Identifiable Factors for Healing Failure PRESENT, Factors to Affect Outcome ABSENT, C3 Tear Classification, G 0-2 Atrophy/Fatty Infiltration, Response to Conservative Treatment
<b>404</b>	Severe Symptoms, ASA Status 3, Identifiable Factors for Healing Failure PRESENT, Factors to Affect Outcome ABSENT, C3 Tear Classification, G 0-2 Atrophy/Fatty Infiltration, No Response to Conservative Treatment
<b>405</b>	Severe Symptoms, ASA Status 3, Identifiable Factors for Healing Failure PRESENT, Factors to Affect Outcome ABSENT, C3 Tear Classification, G 3-4 Atrophy/Fatty Infiltration, Response to Conservative Treatment
<b>406</b>	Severe Symptoms, ASA Status 3, Identifiable Factors for Healing Failure PRESENT, Factors to Affect Outcome ABSENT, C3 Tear Classification, G 3-4 Atrophy/Fatty Infiltration, No Response to Conservative Treatment
<b>407</b>	Severe Symptoms, ASA Status 3, Identifiable Factors for Healing Failure PRESENT, Factors to Affect Outcome ABSENT, C4 Tear Classification, G 0-2 Atrophy/Fatty Infiltration, Response to Conservative Treatment
<b>408</b>	Severe Symptoms, ASA Status 3, Identifiable Factors for Healing Failure PRESENT, Factors to Affect Outcome ABSENT, C4 Tear Classification, G 0-2 Atrophy/Fatty Infiltration, No Response to Conservative Treatment
<b>409</b>	Severe Symptoms, ASA Status 3, Identifiable Factors for Healing Failure PRESENT, Factors to Affect Outcome ABSENT, C4 Tear Classification, G 3-4 Atrophy/Fatty Infiltration, Response to Conservative Treatment
<b>410</b>	Severe Symptoms, ASA Status 3, Identifiable Factors for Healing Failure PRESENT, Factors to Affect Outcome ABSENT, C4 Tear Classification, G 3-4 Atrophy/Fatty Infiltration, No Response to Conservative Treatment
<b>411</b>	Severe Symptoms, ASA Status 3, Identifiable Factors for Healing Failure ABSENT, Factors to Affect Outcome PRESENT, C1 Tear Classification, G 0-2 Atrophy/Fatty Infiltration, Response to Conservative Treatment
<b>412</b>	Severe Symptoms, ASA Status 3, Identifiable Factors for Healing Failure ABSENT, Factors to Affect Outcome PRESENT, C1 Tear Classification, G 0-2 Atrophy/Fatty Infiltration, No Response to Conservative Treatment
<b>413</b>	Severe Symptoms, ASA Status 3, Identifiable Factors for Healing Failure ABSENT, Factors to Affect Outcome PRESENT, C2 Tear Classification, G 0-2 Atrophy/Fatty Infiltration, Response to Conservative Treatment
<b>414</b>	Severe Symptoms, ASA Status 3, Identifiable Factors for Healing Failure ABSENT, Factors to Affect Outcome PRESENT, C2 Tear Classification, G 0-2 Atrophy/Fatty Infiltration, No Response to Conservative Treatment
<b>415</b>	Severe Symptoms, ASA Status 3, Identifiable Factors for Healing Failure ABSENT, Factors to Affect Outcome PRESENT, C3 Tear Classification, G 0-2 Atrophy/Fatty Infiltration, Response to Conservative Treatment

<b>416</b>	Severe Symptoms, ASA Status 3, Identifiable Factors for Healing Failure ABSENT, Factors to Affect Outcome PRESENT, C3 Tear Classification, G 0-2 Atrophy/Fatty Infiltration, No Response to Conservative Treatment
<b>417</b>	Severe Symptoms, ASA Status 3, Identifiable Factors for Healing Failure ABSENT, Factors to Affect Outcome PRESENT, C3 Tear Classification, G 3-4 Atrophy/Fatty Infiltration, Response to Conservative Treatment
<b>418</b>	Severe Symptoms, ASA Status 3, Identifiable Factors for Healing Failure ABSENT, Factors to Affect Outcome PRESENT, C3 Tear Classification, G 3-4 Atrophy/Fatty Infiltration, No Response to Conservative Treatment
<b>419</b>	Severe Symptoms, ASA Status 3, Identifiable Factors for Healing Failure ABSENT, Factors to Affect Outcome PRESENT, C4 Tear Classification, G 0-2 Atrophy/Fatty Infiltration, Response to Conservative Treatment
<b>420</b>	Severe Symptoms, ASA Status 3, Identifiable Factors for Healing Failure ABSENT, Factors to Affect Outcome PRESENT, C4 Tear Classification, G 0-2 Atrophy/Fatty Infiltration, No Response to Conservative Treatment
<b>421</b>	Severe Symptoms, ASA Status 3, Identifiable Factors for Healing Failure ABSENT, Factors to Affect Outcome PRESENT, C4 Tear Classification, G 3-4 Atrophy/Fatty Infiltration, Response to Conservative Treatment
<b>422</b>	Severe Symptoms, ASA Status 3, Identifiable Factors for Healing Failure ABSENT, Factors to Affect Outcome PRESENT, C4 Tear Classification, G 3-4 Atrophy/Fatty Infiltration, No Response to Conservative Treatment
<b>423</b>	Severe Symptoms, ASA Status 3, Identifiable Factors for Healing Failure ABSENT, Factors to Affect Outcome ABSENT, C1 Tear Classification, G 0-2 Atrophy/Fatty Infiltration, Response to Conservative Treatment
<b>424</b>	Severe Symptoms, ASA Status 3, Identifiable Factors for Healing Failure ABSENT, Factors to Affect Outcome ABSENT, C1 Tear Classification, G 0-2 Atrophy/Fatty Infiltration, No Response to Conservative Treatment
<b>425</b>	Severe Symptoms, ASA Status 3, Identifiable Factors for Healing Failure ABSENT, Factors to Affect Outcome ABSENT, C2 Tear Classification, G 0-2 Atrophy/Fatty Infiltration, Response to Conservative Treatment
<b>426</b>	Severe Symptoms, ASA Status 3, Identifiable Factors for Healing Failure ABSENT, Factors to Affect Outcome ABSENT, C2 Tear Classification, G 0-2 Atrophy/Fatty Infiltration, No Response to Conservative Treatment
<b>427</b>	Severe Symptoms, ASA Status 3, Identifiable Factors for Healing Failure ABSENT, Factors to Affect Outcome ABSENT, C3 Tear Classification, G 0-2 Atrophy/Fatty Infiltration, Response to Conservative Treatment
<b>428</b>	Severe Symptoms, ASA Status 3, Identifiable Factors for Healing Failure ABSENT, Factors to Affect Outcome ABSENT, C3 Tear Classification, G 0-2 Atrophy/Fatty Infiltration, No Response to Conservative Treatment
<b>429</b>	Severe Symptoms, ASA Status 3, Identifiable Factors for Healing Failure ABSENT, Factors to Affect Outcome ABSENT, C3 Tear Classification, G 3-4 Atrophy/Fatty Infiltration, Response to Conservative Treatment
<b>430</b>	Severe Symptoms, ASA Status 3, Identifiable Factors for Healing Failure ABSENT, Factors to Affect Outcome ABSENT, C3 Tear Classification, G 3-4 Atrophy/Fatty Infiltration, No Response to Conservative Treatment
<b>431</b>	Severe Symptoms, ASA Status 3, Identifiable Factors for Healing Failure ABSENT, Factors to Affect Outcome ABSENT, C4 Tear Classification, G 0-2 Atrophy/Fatty Infiltration, Response to Conservative Treatment

432	Severe Symptoms, ASA Status 3, Identifiable Factors for Healing Failure ABSENT, Factors to Affect Outcome ABSENT, C4 Tear Classification, G 0-2 Atrophy/Fatty Infiltration, No Response to Conservative Treatment
433	Severe Symptoms, ASA Status 3, Identifiable Factors for Healing Failure ABSENT, Factors to Affect Outcome ABSENT, C4 Tear Classification, G 3-4 Atrophy/Fatty Infiltration, Response to Conservative Treatment
434	Severe Symptoms, ASA Status 3, Identifiable Factors for Healing Failure ABSENT, Factors to Affect Outcome ABSENT, C4 Tear Classification, G 3-4 Atrophy/Fatty Infiltration, No Response to Conservative Treatment

## APPENDIX C. DISCLOSURE INFORMATION

Participant	1 Royalties from a company or supplier	2 Speaker bureau/paid presentations for a company or supplier	3A Paid employee for a company or supplier	3B Paid consultant for a company or supplier	3C Unpaid consultant for a company or supplier	4 Stock or stock options in a company or supplier	5 Research support from a company or supplier as a PI	6 Other financial or material support from publishers	7 Royalties, financial or material support from publishers	8 Medical/Orthopaedic publications editorial/governing board	9 Board member/committee appointments for a society
<b>Writing Panel</b>											
William R. Beach, MD	*	*	Linvatec	*	*	*	*	*	*	*	Arthroscopy Association of North America
Mark A. Frankle, MD	DJ Orthopaedics	DJ Orthopaedics	*	DJ Orthopaedics	DJ Orthopaedics	*	*	*	*	*	American Shoulder and Elbow Surgeons; AAOS; Florida Medical Association
James J. Irrgang, PhD, PT, ATC, FAPTA	*	*	*	*	*	*	*	*	*	*	Orthopaedic Section of the American Physical Therapy Association
Brian G. Leggin, PT, DPT, OCS											
Philip W. McClure, PhD, PT, FAPTA	*	*	*	*	*	*	*	*	*	Journal of Orthopaedic and Sports Physical Therapy	*
Louis McIntyre, MD	*	*	*	*	*	Tornier	DePuy, A Johnson & Johnson Company	*	*	*	AAOS; Advocacy for Improvement in Mobility; Arthroscopy Association of North America; Delegate Medical Society of the State of New York; Westchester County Medical Society

\*No Disclosure Item Reported



Ronald A. Navarro, MD	*	*	*	*	*	*	*	*	*	*	AAOS; American Board of Orthopaedic Surgery, Inc.
Charles A. Thigpen, PhD, PT, ATC	*	*	*	*	*	*	*	*	*	*	*
Stephen C. Weber, MD	*	*	*	*	*	*	Sutter Health	*	*	Journal of Shoulder and Elbow Surgery	American Orthopaedic Society for Sports Medicine; Arthroscopy Association of North America □
Brian Wolf, MD	*	*	*	*	*	*	*	*	*	Orthopaedic Journal of Sports Medicine	American Orthopaedic Society for Sports Medicine; Arthroscopy Association of North America
Joseph D. Zuckerman, MD	Exactech, Inc	*	*	*	*	Hip Innovation Technology; Neostem	*	Orthonet	SLACK Incorporated; Wolters Kluwer Health; Lippincott Williams & Wilkins	*	American Orthopaedic Association; Musculoskeletal Transplant Foundation; Orthopaedic Research and Education Foundation

\*No Disclosure Item Reported

Participant	1 Royalties from a company or supplier	2 Speaker bureau/paid presentations for a company or supplier	3A Paid employee for a company or supplier	3B Paid consultant for a company or supplier	3C Unpaid consultant for a company or supplier	4 Stock or stock options in a company or supplier	5 Research support from a company or supplier as a PI	6 Other financial or material support from publishers	7 Royalties, financial or material support from publishers	8 Medical/Orthopaedic publications editorial/governing board	9 Board member/committee appointments for a society
<b>Review Panel</b>											
Jeffrey S. Abrams, MD	Arthrocare	Mitek	*	Cayenne Medical; ConMed Linvatec; Mitek	*	Arthrocare; Cayenne Medical; Core Essence Medical; Ingen Medical; Kfx Medical; Rotation Medical	*	*	SLACK	*	American Shoulder and Elbow Surgeons; Arthroscopy Association of North America
Richard L. Angelo, MD	*	DePuy, A Johnson & Johnson Company	*	DePuy, A Johnson & Johnson Company	*	*	*	*	*	*	Arthroscopy Association of North America
Asheesh Bedi, MD	*	*	*	Smith & Nephew	*	A3 Surgical	*	*	*	*	American Orthopaedic Society for Sports Medicine
Stephen S. Burkhart, MD	Arthrex, Inc	*	*	Arthrex, Inc	*	*	*	*	Wolters Kluwer Health - Lippincott Williams & Wilkins	*	*
Brian J. Cole, MD, MBA	Arthrex, Inc; DJ Orthopaedics; Elsevier	*	*	Arthrex, Inc; Carticept; DJ Orthopaedics; Genzyme; Johnson & Johnson; Regentis; Zimmer	*	Carticept; Regentis	Arthrex, Inc; ArthroSurface; Johnson & Johnson; MediPost; Zimmer	*	Elsevier; Lippincott; Smith and Nephew; WB Saunders	AAOS Board; American Journal of Orthopedics; American Journal of Sports Medicine; Cartilage; Educational Committee AANA; Elsevier; International Committee AANA; Journal of Bone and Joint Surgery - American; Journal of Shoulder and Elbow Surgery	Arthroscopy Association of North America

\*No Disclosure Item Reported

Jeffrey S. Abrams, MD	Arthrocare	Mitek	*	Cayenne Medical; ConMed Linvatec; Mitek	*	Arthrocare; Cayenne Medical; Core Essence Medical; Ingen Medical; Kfx Medical; Rotation Medical	*	*	SLACK	*	American Shoulder and Elbow Surgeons; Arthroscopy Association of North America
Richard L. Angelo, MD	*	DePuy, A Johnson & Johnson Company	*	DePuy, A Johnson & Johnson Company	*	*	*	*	*	*	Arthroscopy Association of North America
Asheesh Bedi, MD	*	*	*	Smith & Nephew	*	A3 Surgical	*	*	*	*	American Orthopaedic Society for Sports Medicine
Stephen S. Burkhart, MD	Arthrex, Inc	*	*	Arthrex, Inc	*	*	*	*	Wolters Kluwer Health - Lippincott Williams & Wilkins	*	*
Frank A. Cordasco, MD	CONMED Linvatec	*	*	Arthrex, Inc	*	*	*	*	*	*	AAOS; American Shoulder and Elbow Surgeons; American Orthopaedic Society for Sports Medicine
Edward V. Craig, MD	Biomet	Biomet	*	Biomet	*	*	*	*	Wolters Kluwer Health - Lippincott Williams & Wilkins	Wolters Kluwer Health - Lippincott Williams & Wilkins	AAOS; American Shoulder and Elbow Surgeons
Allen A. Deutsch, MD	*	*	*	*	*	*	Arthrex, Inc; Tornier	*	*	*	*
David M. Dines, MD	Biomet	*	*	Biomimetic; Tornier	*	*	*	Biomet; Tornier	Journal of Shoulder and Elbow Surgery; Saunders/Mosby-Elsevier	*	American Shoulder and Elbow Surgeons

\*No Disclosure Item Reported

	*	*	*	Smith & Nephew	*	*	Mitek; Smith & Nephew	*	*	Journal of Shoulder and Elbow Surgery	AAOS; American Orthopaedic Society for Sports Medicine; Arthroscopy Association of North America
Larry D. Field, MD											
Bryce Gaunt, PT, SCS	*	*	*	*	*	*	*	*	*	*	*
	*	Mitek	*	Mitek	*	*	*	*	*	*	Arthroscopy Association of North America
Mark Getelman, MD											
	*	Smith & Nephew	*	Aperion; Biomet; Breg; Smith & Nephew	*	*	Biomet; Breg; Smith & Nephew; Tornier	*	*	Arthroscopy	American Orthopaedic Society for Sports Medicine; Arthroscopy Association of North America
Robert E. Hunter, MD											
June Kennedy, PT, MS	*	*	*	*	*	*	*	*	*	*	*
Dirk Kokmeyer, PT, SCS, COMT	*	*	*	*	*	*	*	*	*	*	*
	Ossur; TAG Medical; Tornier	Tornier	*	Tornier	*	Johnson and Johnson; Tornier	*	Tornier	Wolters Kluwer	AJSM; JBJS; JSES	AANA; ASES
Sumant G. Krishnan, MD											
	*	*	*	*	*	Amgen Co; Invivo Therapeutics	*	*	Journal of Shoulder and Elbow Surgery	Journal of Shoulder and Elbow Surgery; Techniques in Shoulder and Elbow Surgery	American Orthopaedic Society for Sports Medicine; American Shoulder and Elbow Surgeons
John E. Kuhn, MD		Mitek; DePuy: A Johnson & Johnson Company	*	*	*	*	*	*	MCGraw Hill	Healthwise	*
Patrick J. McMahon, MD	*	*	*	*	*	*	*	*	*	*	*
Matthew W. Menet, MD	*	*	*	*	*	*	*	*	*	*	*

\*No Disclosure Item Reported

	*	*	*	*	*	*	*	*	Arthroscopy ; Elsevier	Arthroscopy; Knee; Orthopedics; SLACK Incorporated	AAOS; American Orthopaedic Society for Sports Medicine; American Shoulder and Elbow Surgeons; Arthroscopy Association of North America; International Society of Arthroscopy, Knee Surgery, and Orthopaedic Sports Medicine; San Diego Shoulder Institute; Society of Military Orthopaedic Surgeons	
CDR Matthew T. Provencher, MD, MC, USN												
Lee Rosenzweig, PT, DPT, CHT	*	*	*	*	*	*	*	*	*	*	*	*
	*	Mitek; Smith & Nephew	*	*	*	*	Mitek	*	*	*	Arthroscopy; J wrist surgery	Arthroscopy Association of North America
Felix H. Savoie, III, MD												
Angela R. Tate, PT, PhD	*	*	*	*	*	*	*	*	*	*	*	*
Stephen J. Thomas, PhD, ATC	*	*	*	*	*	*	*	*	*	*	*	*
		DePuy, A Johnson & Johnson Company	DePuy, A Johnson & Johnson Company	*	DePuy, A Johnson & Johnson Company; IMDS	Checkpoint; IMDS	In Vivo Thearapeutics	Synthasome; Tornier	*	Wolters Kluwer Health - Lippincott Williams & Wilkins	Journal of Shoulder and Elbow Surgery; Operative Techniques in Orthopaedics; Techniques in Shoulder and Elbow Surgery	American Shoulder and Elbow Sugeons; MidAtlantic Shoulder and Elbow Society; Pennsylvania Orthopaedic Society
Gerald R. Williams Jr., MD												
Ken Yamaguchi, MD, MBA	Tornier; Zimmer	*	*	*	*	*	*	*	*	*	*	*
	*	*	*	*	*	*	*	*	*	*	*	Arthroscopy Association of North America
Eric Jon Olson, MD												

\*No Disclosure Item Reported

Neal C. Chen, MD	*	*	*	*	Medartis	*	*	*	*	*	American Association for Hand Surgery; Eastern Orthopaedic Society
Andrew Green, MD	Tornier	DJ Orthopaedics	*	Tornier	*	IlluminOss Medical; Pfizer	DJ Orthopaedics; Synthes	Arthrex Inc; Smith & Nephew	Journal of Bone and Joint Surgery-American	Journal of Bone and Joint Surgery-American; Techniques in Shoulder and Elbow Surgery	AAOS; American Shoulder and Elbow Surgeons

\*No Disclosure Item Reported

Participant	1 Royalties from a company or supplier	2 Speaker bureau/paid presentations for a company or supplier	3A Paid employee for a company or supplier	3B Paid consultant for a company or supplier	3C Unpaid consultant for a company or supplier	4 Stock or stock options in a company or supplier	5 Research support from a company or supplier as a PI	6 Other financial or material support from publishers	7 Royalties, financial or material support from publishers	8 Medical/Orthopaedic publications editorial/governing board	9 Board member/committee appointments for a society
<b>Voting Panel</b>											
Alan S. Curtis, M.D.	Arthrex, Inc	Smith & Nephew	*	*	Arthrex, Inc; Smith & Nephew	Parcus	*	*	*	*	Arthroscopy Association of North America
Christopher C. Schmidt, MD	*	*	*	*	*	*	Smith &	*	*	*	*
Patrick David George Henry, MD FRCS	*	*	*	*	*	*	*	*	*	*	*
Robert L. Waltrip, MD	*	*	*	*	*	*	*	*	*	*	*
Steve A. Petersen, MD	*	*	*	*	*	*	*	*	*	Journal of Shoulder and Elbow Surgery	AAOS; American Orthopaedic Association; American Shoulder and Elbow Surgeons
Amee L. Seitz, PT, PhD, DPT, OCS	*	*	*	*	*	*	*	*	*	*	*
Bernard F. Morrey, M.D.	DJ Orthopaedics; SBI	*	Tenex Health	Zimmer	*	Tenex Health	*	*	Wolters Kluwer Health - Lippincott Williams & Wilkins	*	*
Gerard P. Brennan, PT, PhD	*	*	*	*	*	*	*	*	*	*	American Physical Therapy Association, Orthopaedic Section
Paula Ludewig, PT, PhD	*	*	*	*	*	*	*	*	*	Journal of Orthopaedic and Sports Physical Therapy	*

\*No Disclosure Item Reported

	*	Synthes	*	Merck; Synthes; U&i	*	*	*	*	*	*	AAOS; American Physician Scientists Association; Foundation of Orthopaedic Trauma; NBME; Orthopaedic Trauma Association
Jaimo Ahn, MD, PHD											
Joseph H. Kostuch, PT, SCS	*	*	*	*	*	*	*	*	*	*	*
Kellie C. Huxel Bliven, PhD, ATC	*	*	*	*	*	*	*	*	*	Journal of Sport Rehabilitation	*
Mark E. Baratz, MD	Integra	Auxillium	*	Elizur	*	UPEX	*	*	Thieme	Journal of Bone and Joint Surgery - American; Journal of Hand Surgery - American; Journal of Shoulder and Elbow Surgery	American Association for Hand Surgery
Nitin B. Jain, MD, MSPH	*	*	*	*	*	*	*	*	*	American Journal of Physical Medicine and Rehabilitation	Association of Academic Physiatrists
Paul A. Manner, MD, FRCS	*	*	*	*	*	*	*	*	*	Journal of Bone and Joint Surgery - America; Orthopedics	*
William D. Murrell Jr., MD, MSc	*	*	*	*	*	*	*	*	*	*	*

\*No Disclosure Item Reported



## APPENDIX D. REFERENCES

### Reference List

- (1) American Academy of Orthopaedic Surgeons. The Burden of Musculoskeletal Diseases in the United States. American Academy of Orthopaedic Surgeons; 2008.
- (2) DePalma A, Callery G, Bennett G. Variational anatomy and degenerative lesions of the shoulder joint. *Instr Course Lect* 1949;6:255-281.
- (3) Sher JS, Uribe JW, Posada A, Murphy BJ, Zlatkin MB. Abnormal findings on magnetic resonance images of asymptomatic shoulders. *J Bone Joint Surg Am* 1995;77(1):10-15.
- (4) Milgrom C, Schaffler M, Gilbert S, van HM. Rotator-cuff changes in asymptomatic adults. The effect of age, hand dominance and gender. *J Bone Joint Surg Br* 1995;77(2):296-298.
- (5) Yamaguchi K, Tetro AM, Blam O, Evanoff BA, Teefey SA, Middleton WD. Natural history of asymptomatic rotator cuff tears: a longitudinal analysis of asymptomatic tears detected sonographically. *J Shoulder Elbow Surg* 2001;10(3):199-203.
- (6) Chakravarty K, Webley M. Shoulder joint movement and its relationship to disability in the elderly. *J Rheumatol* 1993;20(8):1359-1361.
- (7) U.S.Department of Labor BoLS. Injuries, Illnesses, and Fatalities. [Internet] Available at <http://www.bls.gov/iif>. 2010. Ref Type: Online Source
- (8) Mulrow C.D., Cook D.J., Davidoff F. Systematic Reviews:critical links in the great chain of evidence. *Ann Intern Med* 1997;126(5):389-391.
- (9) Fitch K, Bernstein SJ, Aguilar MD et al. *The RAND/UCLA Appropriateness Method User's Manual*. Santa Monica, CA: RAND Corporation; 2001.

## APPENDIX E. STUDY ATTRITION CHART 2010 CPG VS. 2013 AUC

To view interactive literature review, please click [here](#).

